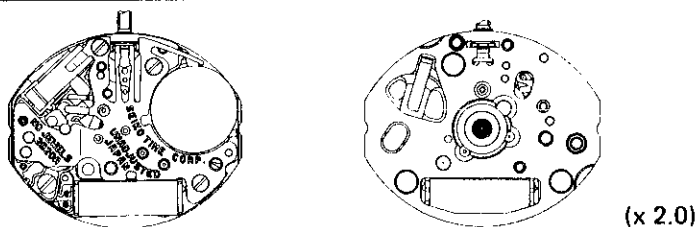


PARTS CATALOGUE/ TECHNICAL GUIDE

Cal. 2B20A

[SPECIFICATIONS]

Item		Cal. No.	2B20A
Movement			
Movement size	Outside diameter	13.0 mm between 3 o'clock and 9 o'clock sides 15.5 mm between 6 o'clock and 12 o'clock sides	
	Casing diameter	15.1 mm between 6 o'clock and 12 o'clock sides	
	Height	2.4 mm	
Time indication		2 hands (Hand motion: 20-second step)	
Driving system		Step motor (Fixed pulse system)	
Additional mechanism		—	
Loss/gain		Monthly rate at normal temperature range: less than 20 seconds	
Regulation system		Nil	
Measuring gate by quartz tester		Use 10-second gate.	
Battery		SEIKO SR521SW, Maxell SR521SW, SONY SR521SW (379) Battery life is approximately 3 years. Voltage: 1.55 V	
Jewels		Nil	

PARTS CATALOGUE

Cal. 2B20A

Disassembling procedures Figs.: ① → ②⑤

Reassembling procedures Figs.: ②⑤ → ①

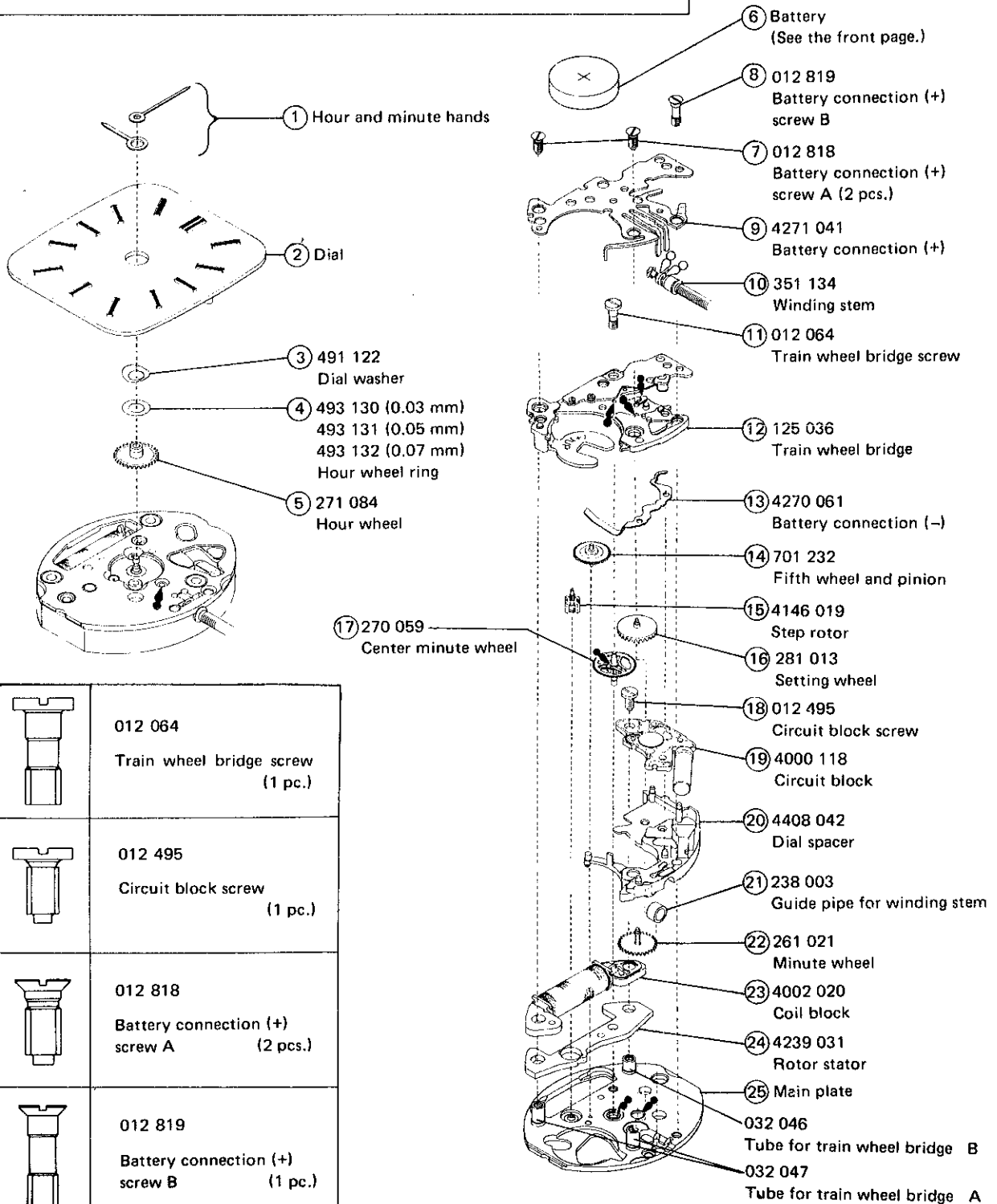
Lubricating: Types of oil

● Moebius A

○ SEIKO Watch Oil S-6

Oil quantity

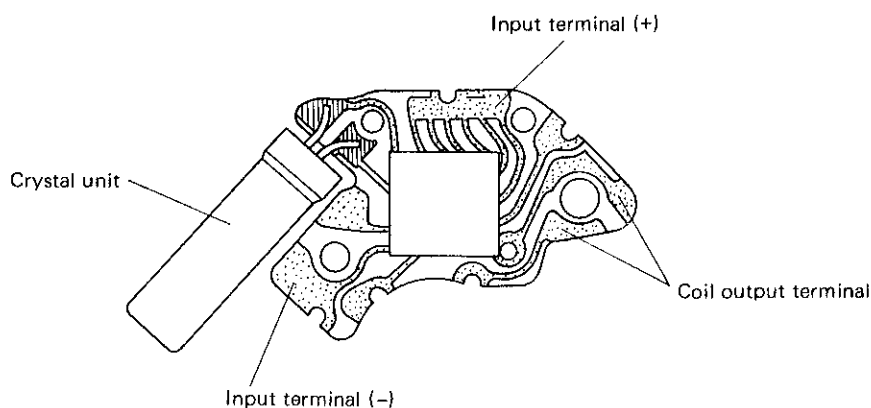
∞ Normal quantity



○ → Please see the remarks on the following page.

- The explanation here is only for the particular points of Cal. 2B20A.
- For the repairing, checking and measuring procedures, refer to the "TECHNICAL GUIDE, GENERAL INSTRUCTION".

I. STRUCTURE OF THE CIRCUIT BLOCK



II. REMARKS ON DISASSEMBLING AND REASSEMBLING

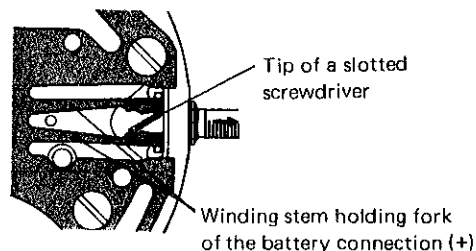
④ Hour wheel ring

The hour wheel ring is used to determine the clearance of the hour wheel, but is not used in some cases.

⑩ Winding stem

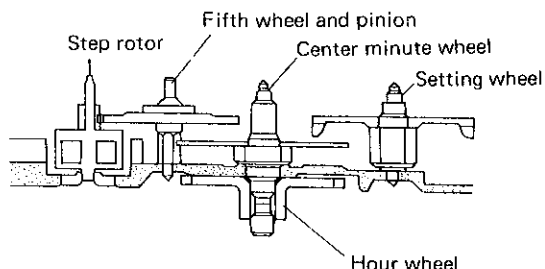
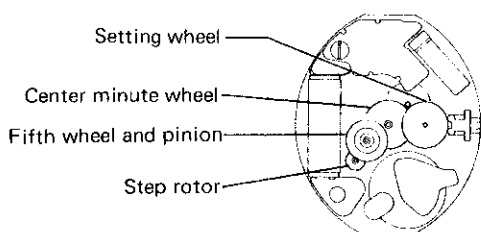
• How to remove the winding stem

Using a slotted screwdriver with a little wider tip, twist it alternately right and left as shown by the arrows in the illustration on the right in order to spread out the winding stem holding fork of the battery connection (+), and pull out the winding stem.



⑫ Train wheel bridge

• Setting position



⑭ Fifth wheel and pinion

⑮ Step rotor

As the step rotor and the fifth wheel and pinion are made of plastic, take care not to damage their wheel, pinion and shaft.

III. VALUE CHECKING

- Coil block resistance

1.7K Ω ~ 2.1K Ω

- Current consumption

For the whole of the movement:	less than 0.8 μ A
For the circuit block alone :	less than 0.5 μ A