



**SEIKO**

**QUARTZ**

**Cal.4312A**


**PARTS LIST**

Calibre No.	<b>4312A</b>	Jewels	<b>2j</b>	Style Name
-------------	--------------	--------	-----------	------------



**Characteristics**

Casing diameter : φ25.60 mm  
 Maximum height : 4.11 mm  
 Frequency of quartz crystal oscillator : 32,768 Hz  
 (Hz=Hertz . . . . Cycle per second)  
 Driving system : Step motor system (2 poles)  
 Regulation system : Trimmer condenser  
 Second-setting device  
 Calendar (date)  
 Instant date setting



012 354	012 417	012 443	012 444	012 456	012 715	012 752	012 774	012 775	012 776
							2/1		
012 923	017 074	017 076	017 079	017 503	017 714	017 924			

☆⇨ Please see remarks on the next page.

Calibre No.	<b>4312A</b>	Jewels	<b>2j</b>	Style Name
-------------	--------------	--------	-----------	------------

PART NO.	PART NAME	PART NO.	PART NAME
131 069	Third wheel bridge	810 009	Date jumper
154 002	Fifth wheel bridge	817 011	Intermediate date wheel
☆195 003	Calendar plate	884 078	Holding ring for dial
☆195 005	Calendar plate	4001 036	Circuit block
231 026	Third wheel & pinion	4002 006	Coil block
☆241 037	Fourth wheel & pinion (5.12mm)	4146 004	Step rotor
☆241 043	Fourth wheel & pinion (4.87mm)	☆4225 012	Holding spring for battery
261 221	Minute wheel	☆4242 044	Plus terminal of battery connection
☆270 013	Center minute wheel (2.88mm)	4259 007	Back plate (anti-magnetic)
☆270 020	Center minute wheel (2.63mm)	4270 012	Battery connection
☆271 031	Hour wheel (2.08mm)	011 541	Upper hole jewel for step rotor
☆271 039	Hour wheel (1.83mm)	011 541	Lower hole jewel for step rotor
282 028	Clutch wheel	012 354	Setting lever spring screw
354 041	Winding stem (12.89mm)	012 417	Third wheel bridge screw
354 043	Winding stem (17.89mm)	012 443	Circuit block screw A
354 053	Winding stem (20.89mm)	012 444	Calendar plate screw
383 040	Setting lever	012 456	Case screw
384 013	Yoke (Clutch lever)	012 715	Back plate (anti-magnetic) screw
385 007	Yoke spring (Clutch lever spring)	012 752	Fifth wheel bridge screw
388 013	Setting lever spring	012 774	Date dial guard screw
391 011	Second setting lever	012 775	Circuit block screw B
396 006	Friction spring for fourth wheel & pinion	012 776	Screw for dial holding ring
☆397 017	Lever for unlocking stem	012 923	Stopper screw for third wheel bridge
☆397 020	Lever for unlocking stem	017 074	Stopper tube for circuit block
556 011	Date finger	017 076	Tube for circuit block screw A
701 005	Fifth wheel	017 079	Tube for circuit block screw B
706 004	Sixth wheel & pinion	017 503	Spacer for circuit block
☆801 059	Date dial	017 714	Lower bush for fifth wheel
802 016	Date driving wheel	017 924	Eccentric dial pin
803 003	Setting wheel lever complete	U.C.C.384	Silver oxide battery
808 021	Date dial guard		

**Remarks :**

There are two different types of the following parts.

Combination :

Type	Calendar plate	Fourth wheel & pinion	Center minute wheel	Hour wheel
a	☆195 003	☆241 037	☆270 013	☆271 031
b	☆195 005	☆241 043	☆270 020	☆271 039

**Lever for unlocking stem**

☆397 017.....Used when the winding stem is removed by pushing the lever for unlocking stem from the case back side.

☆397 020.....Used when the winding stem is removed by pushing the lever for unlocking stem from the dial side.

**Date dial**

☆801 059(Black figures on white background).....Used when both the crown and the calendar frame are located at 3 o'clock position.

**Holding spring for battery**

☆4225 012.....Used only for case without battery hatch.

**Plus terminal of battery connection**

☆4242 044.....Used only for case with battery hatch.

☆⇨ Please see remarks.

Part numbers in light letters are not shown in photos.