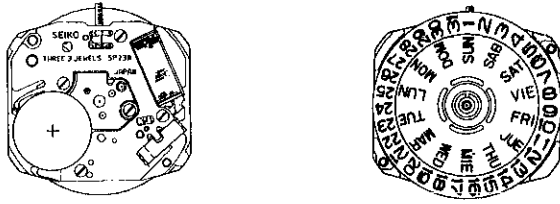


PARTS CATALOGUE/ TECHNICAL GUIDE

Cal. 5P22A Cal. 5P23A Cal. 5P29A

[SPECIFICATIONS]

Cal. No.		5P22A	5P23A	5P29A
Item				
Movement		 <p>The illustrations refer to Cal. 5P23A. (x 1.0)</p>		
Movement size	Outside diameter	$\phi 25.4$ mm 19.0 mm between 3 o'clock and 9 o'clock sides 22.0 mm between 6 o'clock and 12 o'clock sides		
	Casing diameter	$\phi 23.3$ mm 19.0 mm between 3 o'clock and 9 o'clock sides 21.0 mm between 6 o'clock and 12 o'clock sides		
	Height	2.8 mm without battery		
Time indication		3 hands		2 hands
Driving system		Step motor (Load compensated driving pulse type)		
Additional mechanism		Date calendar	Day and date calendar	Date calendar
		Instant calendar setting device		
		Train wheel setting device		
		Electronic circuit reset switch		
		Battery life indicator	—	
Loss/gain		Monthly rate at normal temperature range: less than 15 seconds		
Regulation system		Nil		
Measuring gate by quartz tester		Use 10-second gate.		
Battery		SEIKO SR920SW, Maxell SR920SW, SONY EVEREADY 371 Battery life is approximately 5 years. Voltage: 1.55V		
Jewels		3 jewels		

PARTS CATALOGUE

Cal. 5P22A, 5P23A, 5P29A

Disassembling procedures Figs.: ① → ③⑦

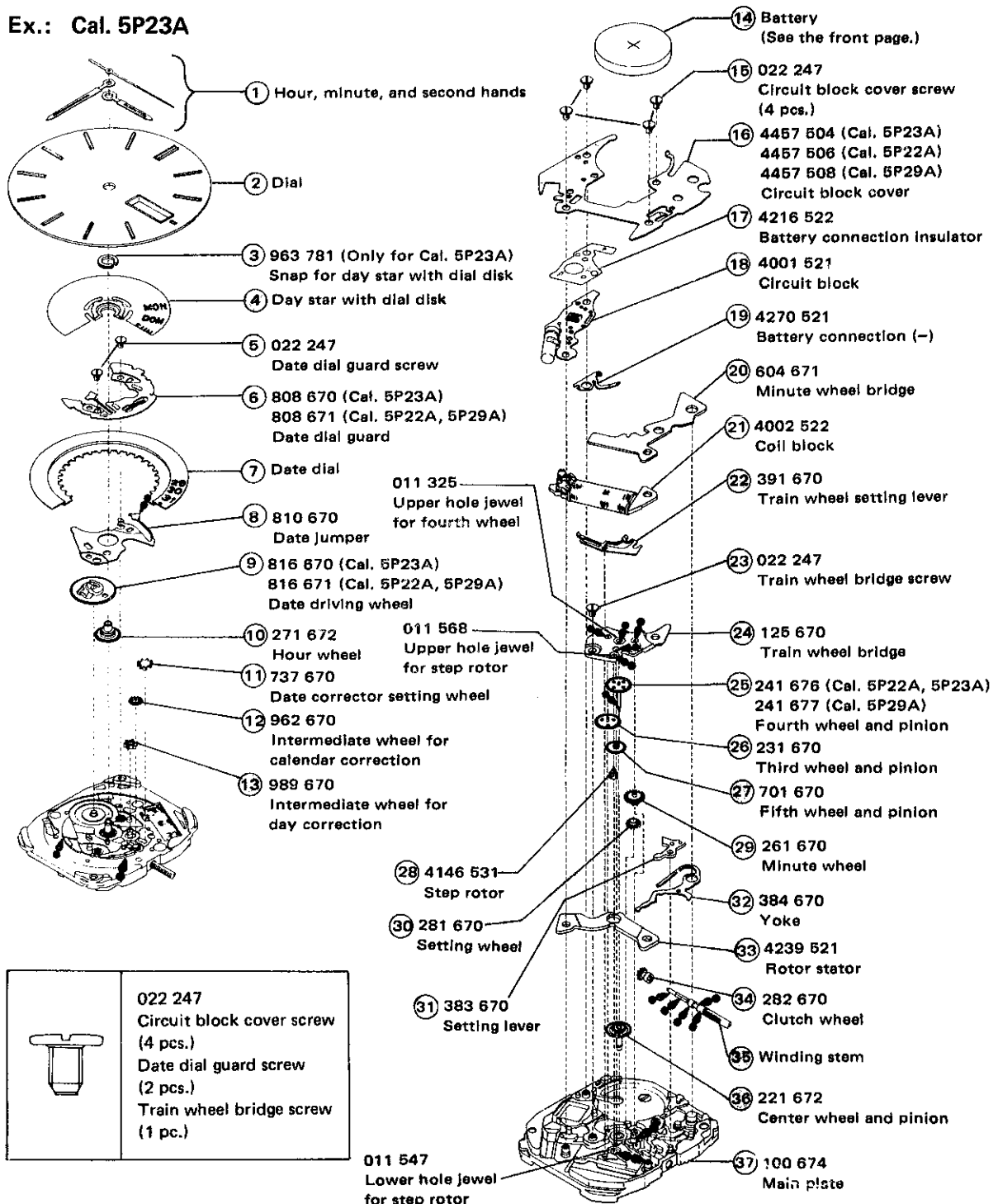
Reassembling procedures Figs.: ③⑦ → ①


Lubricating: **Types of oil** **Oil quantity**

● Moebius A ○ Normal quantity

○ SEIKO Watch Oil S-6

Ex.: Cal. 5P23A



	022 247 Circuit block cover screw (4 pcs.) Date dial guard screw (2 pcs.) Train wheel bridge screw (1 pc.)
---	--

○ → Please see the remarks on the following pages.

PARTS CATALOGUE

Cal. 5P22A, 5P23A, 5P29A

Remarks:

④ Day star with dial disk (Only for Cal. 5P23A)

Part code	Position of crown & calendar	Language	Color of figure	Color of background
470 819	3 o'clock	English ↔ Spanish	Black	White
470 824	3 o'clock	English ↔ Japanese	Black	White

If any other type of day star with dial disk is required, please specify the number inscribed on the disk.

⑦ Date dial

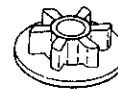
Part code	Position of crown & calendar	Color of figure	Color of background
801 722	3 o'clock	Black	White

If any other type of date dial is required, please specify ① Cal. No., ② the crown position, ③ the calendar frame position, and ④ Dial No.

⑬ Intermediate wheel for day correction 989 670
(Only for Cal. 5P23A)

The intermediate wheel for day correction is available in two types: one with a mount and the other without a mount. They can be used interchangeably.

[with mount]



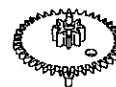
[without mount]



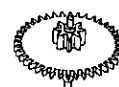
⑳ Fifth wheel and pinion 701 670

The fifth wheel and pinion is available in two types: one with a hole and the other without a hole. They can be used interchangeably.

[with hole]



[without hole]



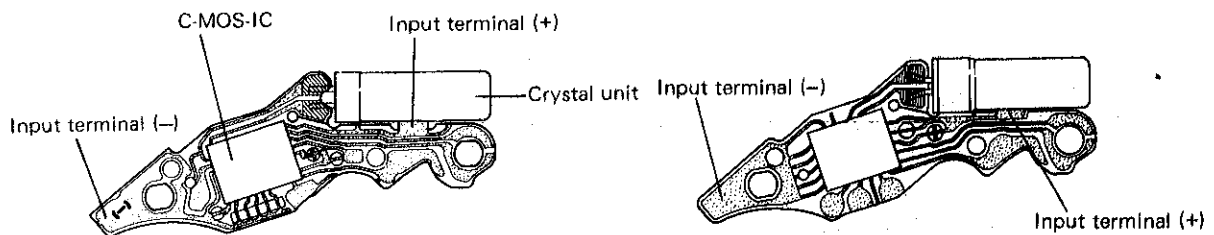
㉓ Winding stem 351 105/351 670

The type of winding stem is determined based on the design of cases. Refer to "SEIKO Casing Parts Catalogue" to choose a corresponding winding stem.

- The explanation here is only for the particular points of Cal. 5P22A, 5P23A, and 5P29A.
- For the repairing, checking and measuring procedures, refer to the "TECHNICAL GUIDE, GENERAL INSTRUCTION".

I. STRUCTURE OF THE CIRCUIT BLOCK

There are two types of circuit block, and they can be used interchangeably.



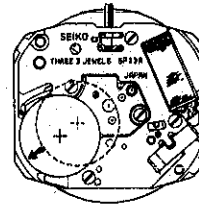

II. REMARKS ON DISASSEMBLING AND REASSEMBLING

Use the universal movement holder for disassembling and reassembling.

⑭ Battery

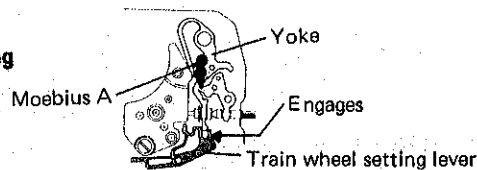
- Installing

Install the battery from the direction of the train wheel bridge.



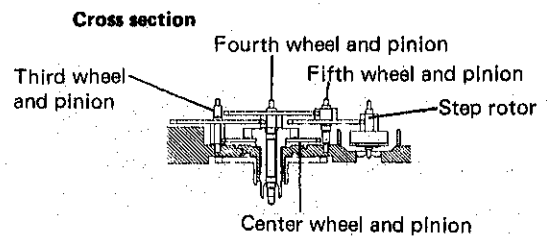
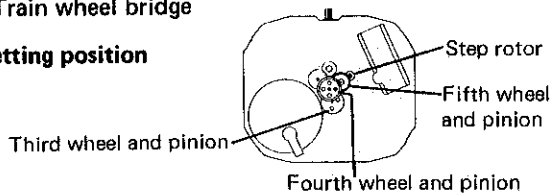
⑳ Train wheel setting lever

- Setting position and lubricating




㉔ Train wheel bridge

- Setting position



㉞ Center wheel and pinion

- Lubricating



III. VALUE CHECKING

- Coil block resistance

2.7K Ω ~ 3.2K Ω

- Current consumption

For the whole of the movement : less than 0.9 μ A
 For the circuit block alone : less than 0.4 μ A

PARTS LIST FOR CAL. 5H26A

MAY, 1988

Characteristics

Casing diameter: ϕ 23.3 X 21.0 X 19.0mm
 Maximum height: 2.7mm
 Jewels: 3j
 Calendar (day & date)
 Instant setting device for day & date calendar
 Train wheel setting device
 Battery life indicator

Remarks

Winding stem: *351671
 Holding ring for dial: *866588
 ...For details, refer to "SEIKO Casing Parts Catalogue".

Date dial:
 *801735 (White figures on black background)
 ...Used when the crown is located at 4 o'clock position and the calendar frame is located at 3 o'clock position.

Day star with dial disk:
 *470831 (English - Spanish)
 ..Used when the crown is located at 4 o'clock position and the calendar frame is located at 3 o'clock position.
 For details, refer to "SEIKO Casing Parts Catalogue" or "List of Day Star with Dial Disk".

N/*	Part No.	Part Name
	100680	Main plate (Plastic)
	125670	Train wheel bridge
N	221676	Center wheel & pinion
	231670	Third wheel & pinion
	241670	Fourth wheel & pinion
	261670	Minute wheel
	271670	Hour wheel
	281670	Setting wheel
	282670	Clutch wheel
*	351671	Winding stem
	383670	Setting lever
	384670	Yoke
	391670	Train wheel setting lever
*	470831	Day star with dial disk
	491589	Dial washer
	604671	Minute wheel bridge
	701670	Fifth wheel & pinion
	737670	Date corrector setting wheel
*	801735	Date dial
	808670	Date dial guard
	810670	Date jumper
	816670	Date driving wheel

N/*	Part No.	Part Name
N*	866588	Holding ring for dial
	962670	Intermediate wheel for calendar correction
	963781	Snap for day star with dial disk
	989670	Intermediate wheel for day correction
	4001521	Circuit block
	4002522	Coil block
	4146531	Step rotor
	4216522	Insulator for battery
	4239521	Rotor stator
	4270521	Battery connection (-)
N	4457649	Circuit block cover
	011325	U. hole jewel for fourth wheel
	011547	L. hole jewel for step rotor
	011568	U. hole jewel for step rotor
	022247	Circuit block cover screw
	022247	Train wheel bridge screw
	022247	Date dial guard screw
	SEIKO SR920SW MAXELL SR920SW SONY SR920SW EVEREADY 371	Battery

'N' mark: New Part '**' mark: Pls. see remarks

PARTS LIST FOR CAL. 5Y29A

NOVEMBER, 1987

Characteristics

Casing diameter: ϕ 23.3 X 21.0 X 19.0mm

Maximum height: 2.8mm

Jewels: 1j

Calendar (date)

Instant setting device for date calendar

Train wheel setting

Remarks

Winding stem: *351670

The type of winding stem is determined by the design of case. Check the case number and refer to "SEIKO Casing Parts Catalogue" to choose a corresponding one.

Date dial:

*801777 (Black figures on gold background)

... Used when the crown is located at 3 o'clock position and the calendar frame is located at 6 o'clock position.

For details, refer to "SEIKO Casing Parts Catalogue".

N/*	Part No.	Part Name
	125672	Train wheel bridge
	221672	Center wheel & pinion
	231530	Third wheel & pinion
	241677	Fourth wheel & pinion
	261670	Minute wheel
	271672	Hour wheel
	281670	Setting wheel
	282670	Clutch wheel
*	351670	Winding stem
	383670	Setting lever
	384670	Yoke
	391670	Train wheel setting lever
	604671	Minute wheel bridge
	701530	Fifth wheel & pinion
	737670	Date corrector setting wheel
*	801777	Date dial
	808671	Date dial guard
	810670	Date jumper
	816671	Date driving wheel
	962670	Intermediate wheel for calendar correction

N/*	Part No.	Part Name
	4001527	Circuit block
	4002522	Coil block
	4146531	Step rotor
	4216522	Insulator for battery
	4239521	Rotor stator
	4270521	Battery connection (-)
N	4457628	Circuit block cover
	011568	Upper hole jewel for step rotor
	022247	Circuit block cover screw
	022247	Train wheel bridge screw
	022247	Date dial guard screw
	100693	Main plate (Plastic)
	SEIKO SR920SW	Battery
	MAXELL SR920SW	
	SONY SR920SW	
	MATSUSHITA SR920SW	
	EVEREADY 371	

'N' mark: New part

'*' mark: See above remarks