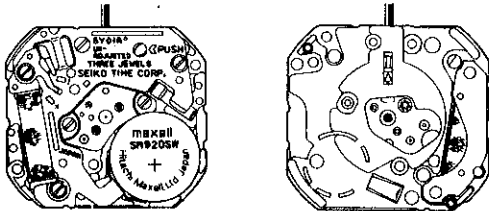



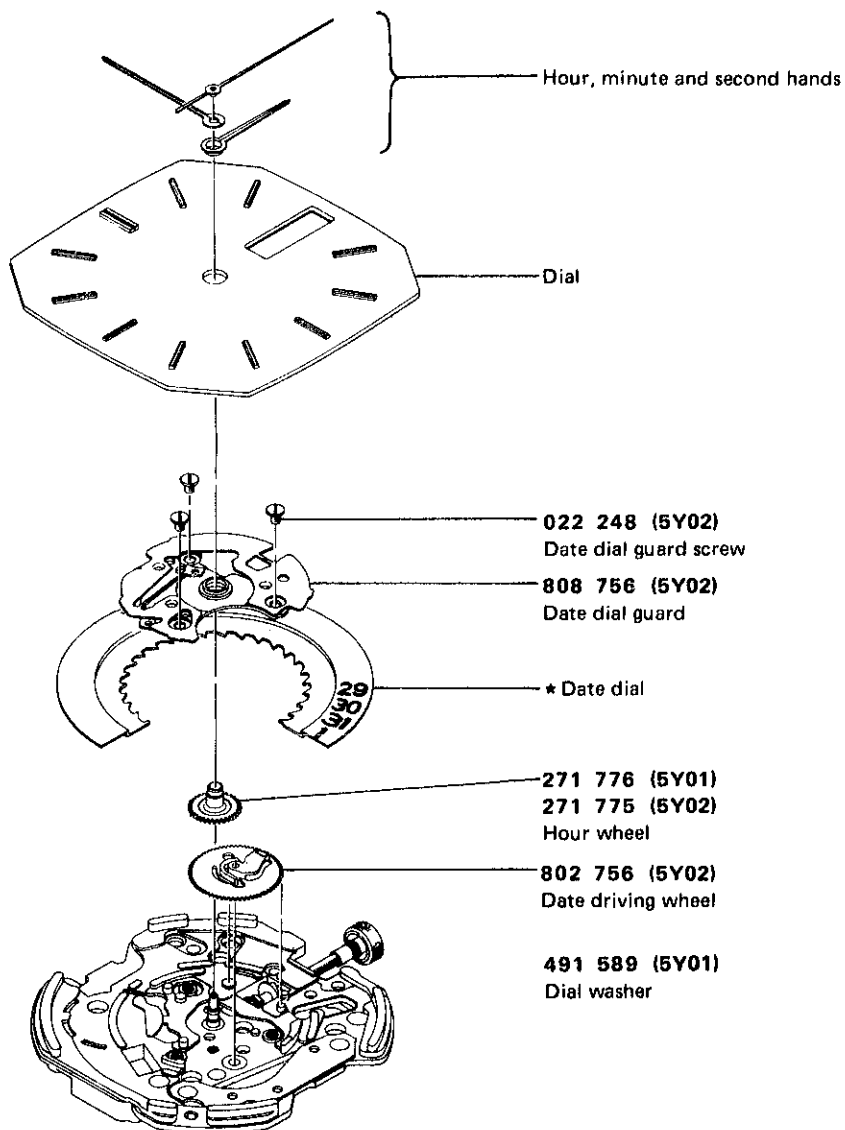
PARTS CATALOGUE



Cal.5Y01A • 5Y02A

Cal.5Y01A (3j)	Cal.5Y02A (3j)
	

HATTORI SEIKO CO., LTD.

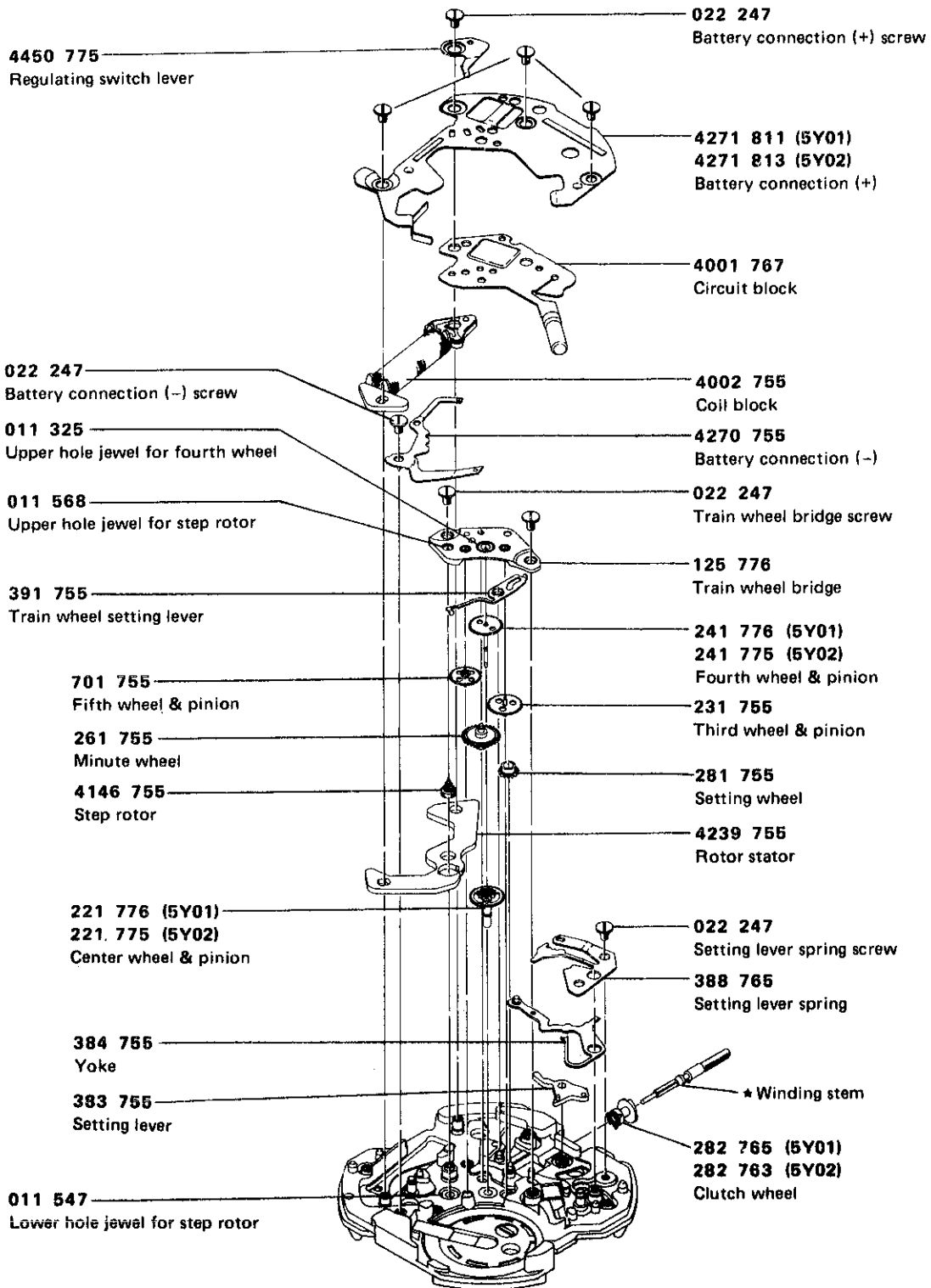
Cal.5Y01A•5Y02A



 022 247	Train wheel bridge screw Battery connection (-) screw Battery connection (+) screw Setting lever spring screw
 022 248	Date dial guard screw

Cal.5Y01A·5Y02A

SEIKO TR920SW
Maxell SR920SW
SONY EVEREADY 371 } Battery



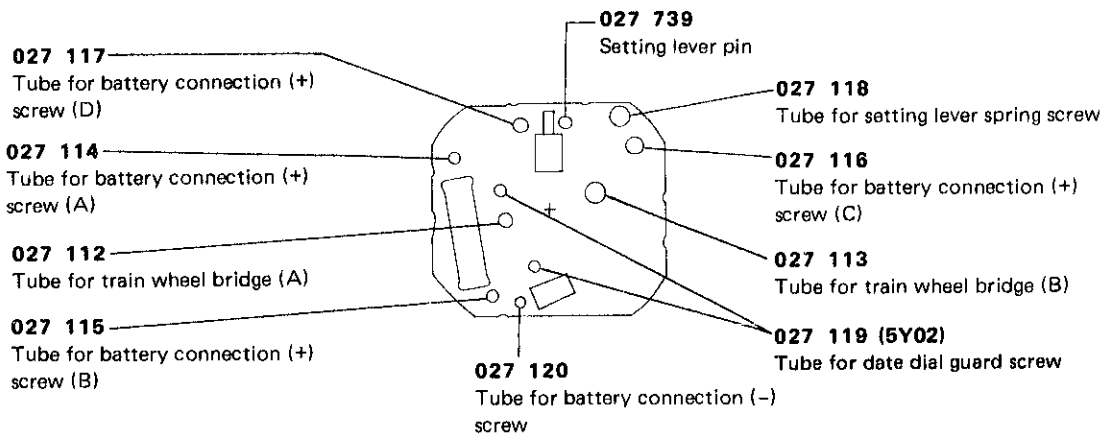
Remarks:




Winding stem








*354 765 The type of winding stem is determined based on the design of cases and dials. Check the case number and refer to "SEIKO Quartz Casing Parts Catalogue" to choose a corresponding winding stem.

Date dial (5Y02)

*801 540 (Black figures on white background)
 Used when both the crown and the calendar frame are located at 3 o'clock position. If any other type of date dial is required, specify ① Cal. No. ② The crown position ③ The calendar frame position and ④ Dial No.



 027 119	Tube for date dial guard screw
 027 120	Tube for battery connection (-) screw
 027 739	Setting lever pin

 027 112	Tube for train wheel bridge (A)
 027 113	Tube for train wheel bridge (B)
 027 114	Tube for battery connection (+) screw (A)
 027 115	Tube for battery connection (+) screw (B)
 027 116	Tube for battery connection (+) screw (C)
 027 117	Tube for battery connection (+) screw (D)
 027 118	Tube for setting lever spring screw