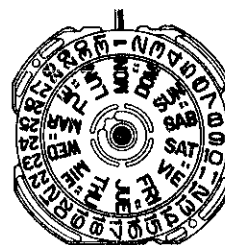
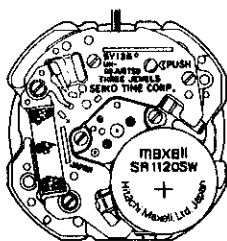


# PARTS CATALOGUE

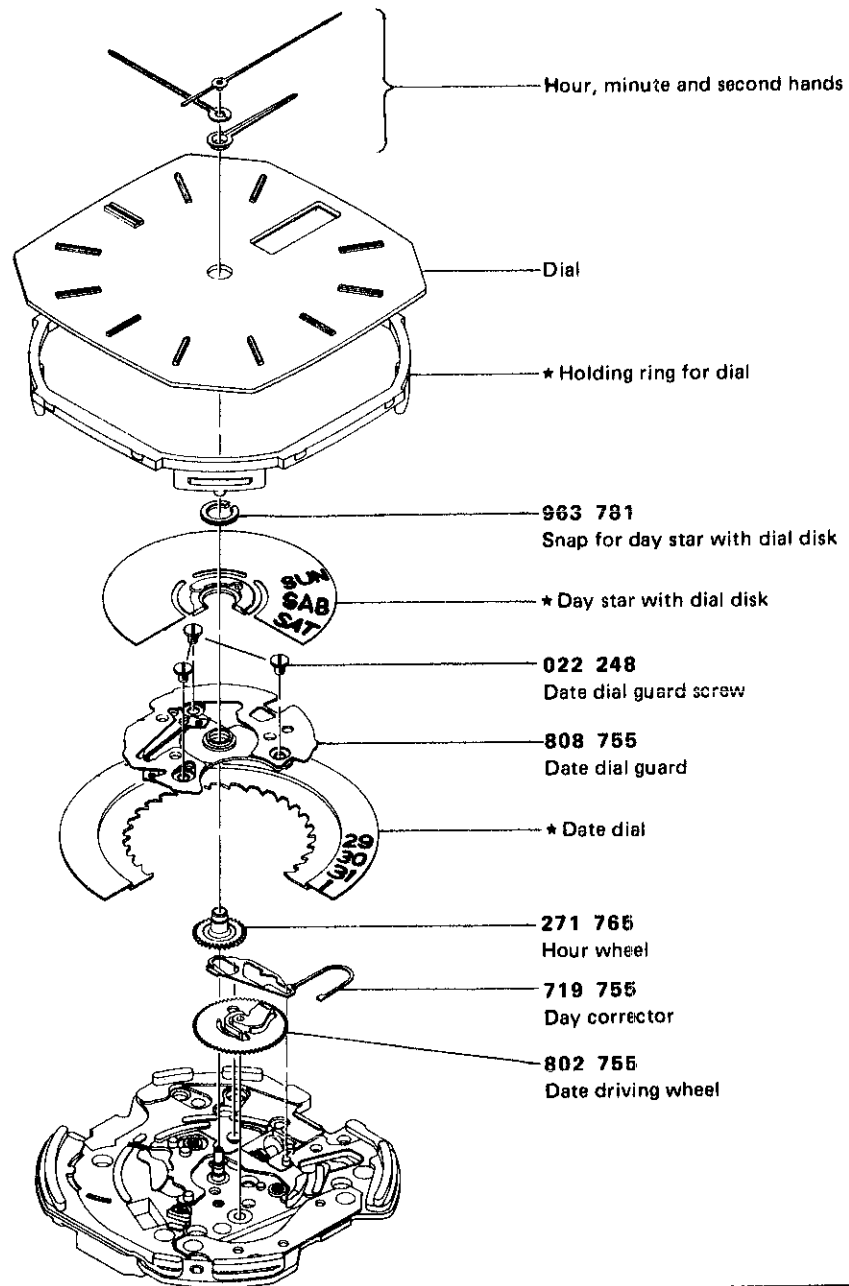
## Cal.5Y13A



### Cal.5Y13A (3j)



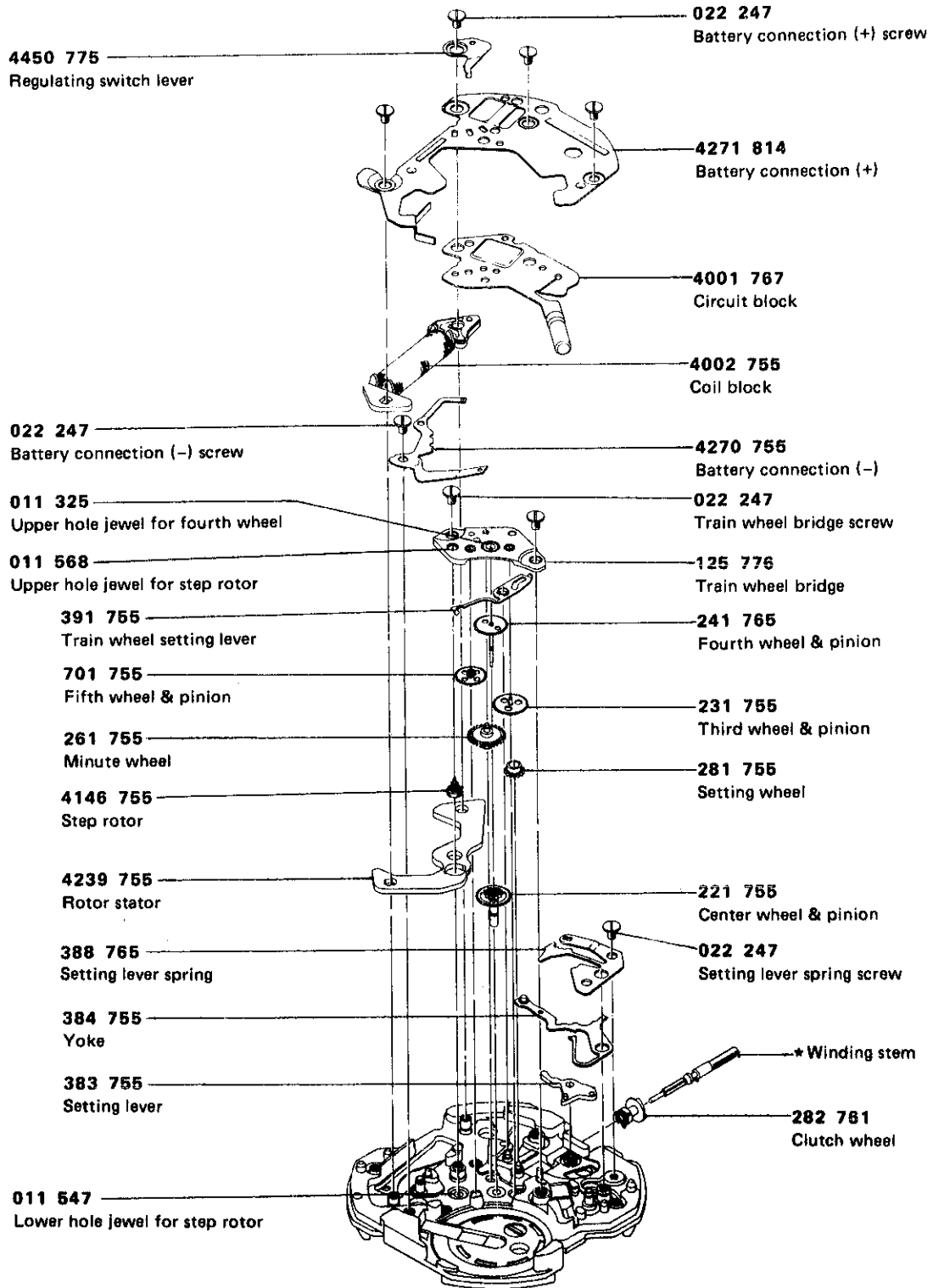
HATTORI SEIKO CO., LTD.

# Cal.5Y13A



 022 247	Train wheel bridge screw Battery connection (-) screw Battery connection (+) screw Setting lever spring screw
 022 248	Date dial guard screw

SEIKO TR1120SW  
 Maxell SR1120SW  
 U.C.C. 381  
 SONY EVEREADY 381 } Battery



**Remarks:**

**Winding stem**

\*354 765 . . . . . The type of winding stem is determined based on the design of cases and dials. Check the case number and refer to "SEIKO Quartz Casing Parts Catalogue" to choose a corresponding winding stem.

**Day star with dial disk**

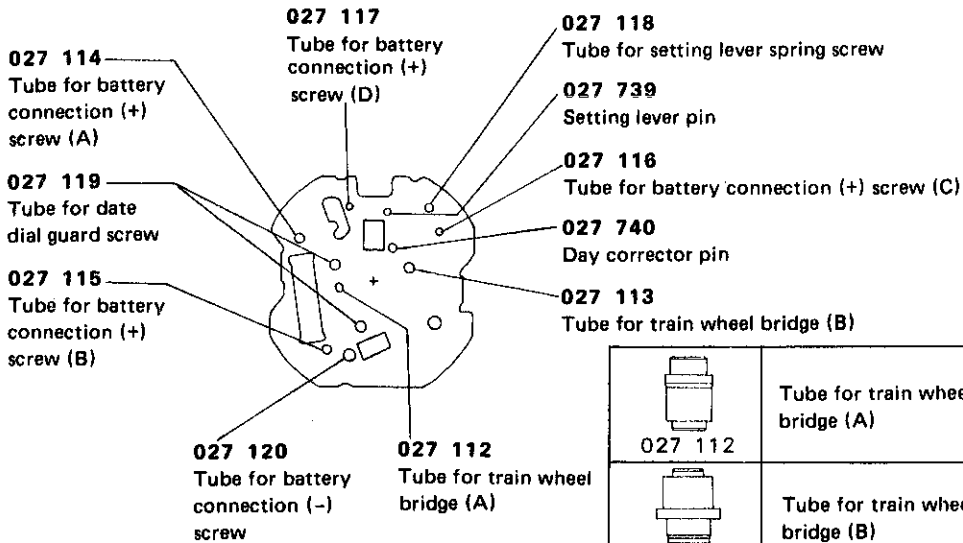
\*470 612 (English ↔ Spanish, Black figures on white background)  
 . . . . . Used when both the crown and the calendar frame are located at 3 o'clock position. If any other type of day star with dial disk is required, specify the number printed on the disk.




**Date dial**









\*801 622 (Black figures on white background)  
 . . . . . Used when both the crown and the calendar frame are located at 3 o'clock position. If any other type of date dial is required, specify ① Cal. No. ② The crown position ③ The calendar frame position and ④ Dial No.

**Holding ring for dial**

\*884 967 . . . . . The type of a holding ring for dial is determined based on the design of cases. If the shape of holding ring for dial is different from the photograph, check the case number and refer to "SEIKO Quartz Casing Parts Catalogue" to choose a corresponding holding ring for dial.



	Tube for battery connection (-) screw
	Setting lever pin
	Day corrector pin

	Tube for train wheel bridge (A)
	Tube for train wheel bridge (B)
	Tube for battery connection (+) screw (A)
	Tube for battery connection (+) screw (B)
	Tube for battery connection (+) screw (C)
	Tube for battery connection (+) screw (D)
	Tube for setting lever spring screw
	Tube for date dial guard screw