

SEIKO

QUARTZ

Cal. 6030A

PARTS LIST

Cal. 6030A



122 920



125 920



126 920



☆221 926



231 921



☆241 921



261 920



☆271 920



281 920



282 810



354 920



383 920



384 920



388 920



391 921



399 920



491 589



701 921



766 920



4001 921



4002 921



4146 921



4216 920



4216 921



4239 921



4247 920



4247 921



4259 922



4270 920



☆Maxell SR920SW

T

022 424

T

022 427

T

022 764

3/1

Cal. 6030A

Characteristics

Casing diameter : ϕ 24.0 mm
 Maximum height : 2.0 mm without battery
 Jewels : 8 j
 Frequency of quartz crystal oscillator : 32,768 Hz (Hz=Hertz Cycles per second)
 Driving system : Step motor (2 poles)
 Regulation system : Trimmer condenser
 Second setting device
 Battery life indicator : Second hand moves in two-second interval.

PART NO.	PART NAME	PART NO.	PART NAME
122 920	Center wheel bridge	023 347	Tube for setting lever spring screw
125 920	Train wheel bridge	023 347	Tube for casing clamp
126 920	Additional train wheel bridge	027 041	Tube for train wheel bridge
☆221 926	Center wheel & pinion	027 043	Tube for additional train wheel bridge
☆221 928		027 044	Tube for anti-magnetic shield plate screw
231 921	Third wheel & pinion		
☆241 921	Fourth wheel & pinion	027 045	Tube for yoke screw
☆241 923		027 630	Bush for battery connection (—)
261 920	Minute wheel	027 858	Second setting lever adjusting pin
☆271 920	Hour wheel	027 859	Setting lever pin
☆271 922		027 860	Battery connection (—) pin A
281 920	Setting wheel	027 861	Battery connection (—) pin B
282 810	Clutch wheel	027 865	Reset pin
354 920	Winding stem	☆Maxell SR920SW	Silver oxide battery
383 920	Setting lever		
384 920	Yoke (Clutch lever)		
388 920	Setting lever spring		
391 921	Second setting lever		
399 920	Casing clamp		
491 589	Dial washer		
701 921	Fifth wheel & pinion		
766 920	Intermediate minute wheel		
4001 921	Circuit block		
4002 921	Coil block		
4146 921	Step rotor		
4216 920	Insulator		
4216 921	Insulator for battery		
4239 921	Rotor stator		
4247 920	Battery connection (—) insulating bush		
4247 921	Insulating bush for reset pin		
4259 922	Anti-magnetic shield plate		
4270 920	Battery connection (—)		
011 503	Upper hole jewel for fourth wheel		
011 547	Upper hole jewel for third wheel		
011 547	Lower hole jewel for third wheel		
011 547	Upper hole jewel for fifth wheel		
011 547	Lower hole jewel for fifth wheel		
011 547	Upper hole jewel for step rotor		
011 547	Lower hole jewel for step rotor		
011 547	Upper hole jewel for minute wheel		
022 424	Train wheel bridge screw		
022 424	Circuit block screw		
022 424	Additional train wheel bridge screw		
022 424	Anti-magnetic shield plate screw		
022 424	Yoke screw		
022 427	Casing clamp screw		
022 764	Dial screw		

☆ ⇨ Please see remarks on the reverse page.

Part numbers in light letters are not shown in photos.


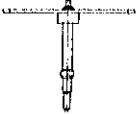

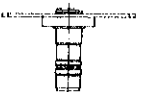
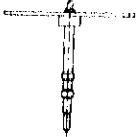

Cal. 6030A

Remarks :

Center wheel & pinion, Fourth wheel & pinion, Hour wheel.

There are two different types as specified below.

Combination

Type	Center wheel & pinion	Fourth wheel & pinion	Hour wheel
a. (All types of dials excluding the types classified in b)	 ☆221 926	 ☆241 921	 ☆271 920
b. (Dials with index jewels)	 ☆221 928	 ☆241 923	 ☆271 922

Battery

☆Maxell SR920SW.....The applied battery for this calibre might be added the substitutive in the future. In that case, please refer to separate "**BATTERIES FOR SEIKO QUARTZ WATCHES**".

SEIKO QUARTZ Cal. 6030A

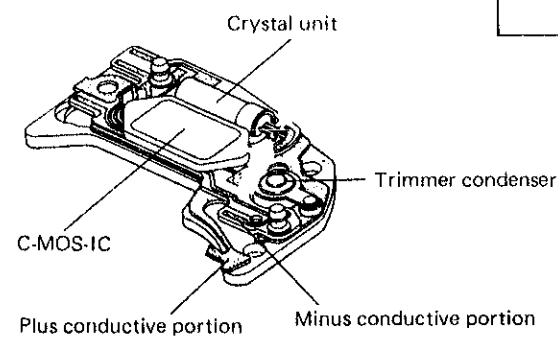
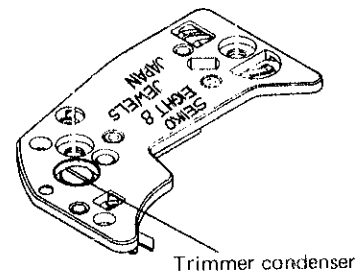
The SEIKO Quartz Cal. 6030A has three hands though Cal. 6020A has two hands. For after-sale servicing, refer to the "Technical Guide of Cal. 6020A" and "SEIKO Watch Casing Guide" by calibres.

I. SPECIFICATIONS

Item \ Cal. No.	6030A
Time indication	Three-hand time indication (hour, minute and second)
Additional mechanism	<ul style="list-style-type: none"> • Second setting device (Stops at every second.) • Electronic circuit-reset switch • Battery life indicator
Loss/gain	Loss/gain at normal temperature range Monthly rate: less than 15 seconds (Annual rate: less than 3 minutes)
Movement size	$\phi 24.6$ mm (20.0 mm between 3 o'clock and 9 o'clock side 22.0 mm between 6 o'clock and 12 o'clock side)
Casing diameter	$\phi 24.0$ mm
Height	2.0 mm (battery portion: 2.1 mm)
Regulation system	Trimmer condenser
Measuring gate	Any gate is available.
Battery	Maxell SR920SW Battery life is approximately 2 years. Voltage: 1.55V
Jewel	8 jewels

II. STRUCTURE OF CIRCUIT BLOCK

Difference of the circuit block between Cal. 6020A and Cal. 6030A
Cal. 6020A: The calibre number is inscribed on the circuit block.
Cal. 6030A: No calibre number is inscribed on the circuit block.



III. PARTS DIFFERENT FROM CAL. 6020A's

*Refer to the parts catalogue for details.

Part Name	Part No.
Center wheel & pinion	221 926
Third wheel and pinion	231 921
Fourth wheel and pinion	241 921
Second setting lever	391 921
Fifth wheel and pinion	701 921
Circuit block	4001 921
Coil block	4002 921
Step rotor	4146 921
Rotor stator	4239 921