




Cal. 6119A

Characteristics

- Casing diameter : 27.00 ϕ mm
- Maximum height : 5.15 mm
- Vibrations per hour : 21,600
- Automatic winding with sweep second
- Calendar (day & date)
- Pushing instant date setting
- "Diashock" Shock Resistant Device



112612




122612




171612




341612



193613



☆ 801611



☆ 884613
☆ 884611



☆ 357611



☆ 98610



☆ 999610

Calibre No. 6119A		Jewels 21j	Style Name	
⇨ Basic Calibre 6106A 25J Catalog No. 61-06-1				
PART NO.	LIST OF MATERIALS	PART NO.	LIST OF MATERIALS	
112612	Barrel & train-wheel bridge	☆ 801611	Date dial	
122612	Center wheel bridge	802610	Date driving wheel	
161805	Pallet cock	808610	Date dial guard	
171612	Balance cock	810610	Date jumper	
193613	Framework for automatic device with ball-bearing	817610	Intermediate date wheel	
205613	Complete barrel with arbor	868610	Day finger	
213612	Barrel arbor	☆ 870610	Day star with dial disk	
224611	Center wheel & pinion with cannon pinion	880610	Date corrector	
225611	Cannon pinion	883610	Date corrector spring	
231610	Third wheel & pinion	☆ 884611	Holding ring for dial	
241611	Sweep second wheel & pinion	☆ 884613		
251611	Escape wheel & pinion	963610	Snap for day star with dial disk	
261611	Minute wheel	022150	Stud screw	
271611	Hour wheel	022252	Holder screw for transmission wheel & pawl lever	
281611	Setting wheel	022257	Date corrector spring screw	
282611	Clutch wheel	022266	Minute wheel bridge screw	
285611	Ratchet wheel	022351	Center wheel bridge screw	
301611	Jewelled pallet fork & staff	022467	Ratchet wheel screw	
310611	Balance complete with stud	022468	Pallet cock screw	
315611	Balance staff	022469	Bridge screw	
331610	Roller with jewel	022470	Framework screw for automatic device with ball-bearing	
341612	Regulator	022471	Click screw	
345611	Stud holder	022471	Click screw	
354615	Winding stem	022662	Setting lever spring screw	
☆ 357611		022677	Screw for day & date driving wheel	
381611	Click	022758	Dial screw	
383611	Setting lever with axle	022760	Date dial guard screw	
384611	Yoke (Clutch lever)	022773	Screw for oscillating weight	
387611	Minute wheel bridge	011145	Upper hole jewel for center wheel	
388611	Setting lever spring	011146	Lower hole jewel for center wheel	
☆ 397610	Lever for unlocking stem	011306	Upper hole jewel for 3rd wheel	
401615	Mainspring with slipping attachment	011306	Lower hole jewel for 3rd wheel	
☆ 998610	Indicator wheel	011306	Upper hole jewel for sweep second wheel	
☆ 999610	Indicator wheel spring	011406	Upper hole jewel for escape wheel	
014363	Diashock upper frame	011406	Lower hole jewel for escape wheel	
014364	Diashock lower frame	011503	Upper hole jewel for pallet	
014365	Diashock hole jewel with frame	011503	Lower hole jewel for pallet	
011210	Diashock cap jewel	011147	Upper hole jewel for transmission wheel	
014317	Diashock spring	011147	Lower hole jewel for transmission wheel	
500613	Oscillating weight	023150	Tube for pallet cock screw (Cylinder type)	
505611	Transmission wheel	023151	Tube for bridge screw	
823611	Eccentric post	023170	Tube for pallet cock screw (Recessed type)	
831611	Pawl lever with jewel	023171	Tube for framework screw of automatic device	
839610	Holder for transmission wheel & pawl lever			
632610	Date corrector finger			

Remarks :

- ☆ 357611 (Winding stem)
- ☆ 998610 (Indicator wheel)
- ☆ 999610 (Indicator wheel spring)
- ☆ 397610 (Lever for unlocking stem) Used only for the one-piece waterproof case.
- If the lever for unlocking stem is required in any other type, specify the dial No. or the case No.
- ☆ 801611 (Date dial — White figures on black background) Used when the crown is located at 4 o'clock and the date frame at 3 o'clock.
- If the date dial is required in any other type, specify ① the Cal. No. ② the crown position ③ the date frame position and ④ the dial No.
- ☆ 870610 (Day star with dial disk) Used when the crown is located at 4 o'clock and the day frame at 3 o'clock.
- If the day star with dial disk is required in any other type, specify the number printed on the disk.
- Holding ring for dial** — Measure the total thickness and the outside diameter —
- ☆ 884611 1.8 mm total thickness and 29.1 ϕ mm outside diameter
- ☆ 884613 1.3 mm total thickness and 28.1 ϕ mm outside diameter
- If the holding ring for dial is required in any other type, please specify ① Cal. No. and ② the dial No.

☆⇨ Please see remarks on the reverse page.
As for all other parts not shown here, please refer to the basic calibre (Cal. 6106A 25J Catalog No. 61-06-1 Green page).

☆⇨ Please see remarks.
Items in light letters are not shown in photos; those parts are interchangeable with the basic calibre (Cal. No. 6106A 25J Catalog No. 61-06-1 Green page).