


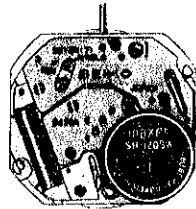
SEIKO

QUARTZ

Cal. 6423A

PARTS LIST

Cal. 6423A



122 640



125 640



☆221 641



231 650



☆241 641



261 650



☆271 641



281 650



282 640



354 640



376 640



383 641



384 641



386 640



391 641



☆470 560



700 640




701 650



719 640



766 640



☆801 522



802 640



808 640



810 640



☆884 729



963 640



4001 540



4002 640



4146 650



4216 640



4239 640



4270 640



4271 640



4408 640



Maxell SR1120SW

022 411

022 754

3/4

Cal. 6423A

Characteristics

Casing diameter : ϕ 24.0 mm
 Maximum height : 2.7 mm
 Jewels : 7 j
 Frequency of quartz crystal oscillator : 32,768 Hz (Hz=Hertz Cycles per second)
 Driving system : Step motor (2 poles)
 Regulation system : Trimmer condenser
 Train wheel setting
 Calendar (Day & Date)
 Instant setting device for day & date calendar
 Bilingual change-over system for day of the week
 Battery life indicator : Second hand moves in two-second interval.

PART NO.	PART NAME	PART NO.	PART NAME
122 640	Center wheel bridge	011 503	Upper hole jewel for fourth wheel
125 640	Train wheel bridge	011 503	Upper hole jewel for fifth wheel
☆221 641	Center wheel & pinion (2.83 mm)	011 547	Upper hole jewel for third wheel
☆221 642		011 547	Lower hole jewel for third wheel
231 650	Third wheel & pinion	011 547	Lower hole jewel for fifth wheel
☆241 641	Fourth wheel & pinion (4.12 mm)	011 552	Upper hole jewel for step rotor
☆241 642		011 552	Lower hole jewel for step rotor
261 650	Minute wheel	023 369	Yoke pin
☆271 641	Hour wheel (1.68 mm)	023 369	Guide pin for setting lever spring
☆271 642		023 369	Battery connection (+) pin
281 650	Setting wheel	023 376	Date jumper pin
282 640	Clutch wheel	023 376	Guide pin for hour wheel guard
354 640	Winding stem	☆023 382	Day corrector pin B
376 640	Hour wheel guard	☆027 060	Tube for train wheel bridge A
383 641	Setting lever	☆027 061	Tube for train wheel bridge B
384 641	Yoke (Clutch lever)	☆027 062	Tube for train wheel bridge C
386 640	Setting lever spring	☆027 062	Tube for circuit block screw A
391 641	Train wheel setting lever	☆027 065	Tube for circuit block screw C
☆470 560	Day star with dial disk	027 066	Tube for battery connection (+) screw
☆470 570		☆027 067	Tube for circuit block screw B
700 640	Day and date finger	027 887	Train wheel setting lever adjusting pin
701 650	Fifth wheel & pinion	☆027 888	Day corrector pin A
719 640	Day corrector	☆027 889	Guard pin for day corrector
766 640	Intermediate minute wheel	027 891	Setting lever pin
☆801 522	Date dial	027 946	Eccentric dial pin
☆801 523		☆Maxell SR1120SW	Silver oxide battery
☆801 524		☆U. C. C. 381	
802 640	Date driving wheel	☆SEIKO TR1120SW	Silver (II) oxide battery
808 640	Date dial guard	☆SEIKO SB-DS	
810 640	Date jumper		
☆884 729	Holding ring for dial		
963 640	Snap for day star with dial disk		
4001 540	Circuit block		
4002 640	Coil block		
4146 650	Step rotor		
4216 640	Insulator for battery		
4239 640	Rotor stator		
4270 640	Battery connection (-)		
4271 640	Battery connection (+)		
4408 640	Crystal oscillator spacer		
022 411	Train wheel bridge screw		
022 411	Circuit block screw		
022 411	Battery connection (+) screw		
022 411	Setting lever spring screw		
022 411	Day and date finger screw		
022 754	Date dial guard screw		
022 754	Guide pin for hour wheel guard		

☆⇨ Please see remarks on the reverse page.
 Part numbers in light letters are not shown in photos.

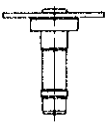
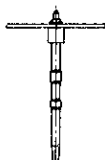

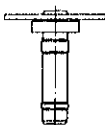
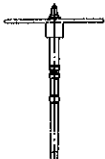
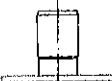
Cal. 6423A

Remarks :

Center wheel and pinion, Fourth wheel & pinion, Hour wheel.

There are two different types as specified below.

Combination:

Type	Center wheel & pinion	Fourth wheel & pinion	Hour wheel
a	 ☆221 641	 ☆241 641	 ☆271 641
b	 ☆221 642	 ☆241 642	 ☆271 642

Day star with dial disk

☆470 560(English-Spanish, black figures on white background) }Used when both the crown and the calendar frame are located at 3 o'clock position.
 ☆470 570(English-Spanish, white figures on black background) }

If any other type of day star with dial disk is required, specify the number printed on the disk.

Date dial

☆801 522(Black figures on white background) } Used when both the crown and the calendar frame are located at 3 o'clock position.
 ☆801 523(White figures on black background) }
 ☆801 524(Black figures on gold background) }

If any other type of date dial is required, specify ① Cal. No. ② The crown position ③ The calendar frame position ④ Dial No. and ⑤ Color of date dial.

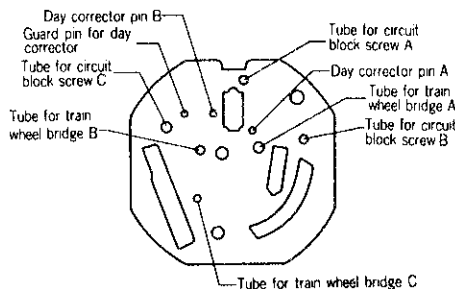
Holding ring for dial

☆884 729.....The type of a holding ring for dial is determined based on the design of cases and dials. Check the case number and refer to "SEIKO Quartz Casing Parts List" to choose an appropriate holding ring for dial.

Tube for day corrector (A,B), tube for train wheel bridge (A,B,C), tube for circuit block screw (A,B,C), and tube for day corrector guard.

☆023 382 }
 ☆027 060 }
 ☆027 061 }
 ☆027 062 }
 ☆027 065 }
 ☆027 067 }
 ☆027 888 }
 ☆027 889 }

..... Refer to the illustration below for the position of tube for day corrector (A,B), tube for train wheel bridge (A,B,C), tube for circuit block screw (A,B,C), and tube for day corrector guard.



Battery

☆Maxell SR1120SW }
 ☆U.C.C. 381 }
 ☆SEIKO TR1120SW }
 ☆SEIKO SB-DS }

..... The substitutive battery might be added to the applied battery in the future. In that case, please refer to separate "BATTERY LIST FOR SEIKO QUARTZ WATCHES". Note that SEIKO battery is marked with "SEIZAIKEN" on its (+) side.