

SEIKO

QUARTZ

Cal. 8522A

**PARTS
CATALOGUE**

Cal. 8522A



125 452



195 341



231 340



☆241 444



261 340



☆270 454



☆271 456



282 340



☆354 455



383 340



384 340



389 340



391 340



426 340



491 141



540 340



556 451



637 340



701 340



☆801 105



802 340



808 342



810 340



817 340



☆884 133



4001 371



4002 450



4146 340



4219 450



4239 340



4270 451



4271 452



☆SEIKO TR726SW



012 151



012 179



017 273



017 274



017 275



017 276



017 277



017 278



017 279



017 280



017 281



017 968

3/4

Cal. 8522A

Characteristics

Casing diameter : ϕ 17.6 mm
 Maximum height : 3.6 mm without battery
 Jewels : 2 j
 Frequency of quartz crystal oscillator : 32,768 Hz (Hz = Hertz Cycles per second)
 Driving system : Step motor (2 poles)
 Regulation system : Trimmer condenser
 Train wheel setting
 Calendar (Date)
 Instant setting device for date calendar
 Battery life indicator : The second hand moves in two-second interval.

PART NO.	PART NAME	PART NO.	PART NAME
125 452	Train wheel bridge	012 179	Setting lever axle spring screw
195 341	Calendar plate	012 179	Date dial guard screw
231 340	Third wheel & pinion	012 179	Date driving wheel screw
☆241 340	Fourth wheel & pinion	017 273	Tube for train wheel bridge (A)
☆241 443		017 274	Tube for circuit block screw (A)
☆241 444		017 275	Tube for circuit block screw (B)
☆241 457		017 276	Tube for date dial guard screw (A)
261 340	Minute wheel	017 277	Tube for yoke screw
☆270 342	Center minute wheel & cannon pinion	017 278	Tube for train wheel bridge (B)
☆270 452		017 279	Tube for date dial guard screw (B)
☆270 453		017 280	Tube for circuit block screw (C)
☆270 454		017 281	Tube for coil block screw
☆271 342		017 968	Tube for intermediate date wheel (with lower hole jewel for step rotor)
☆271 453	Hour wheel	☆SEIKO TR726SW	Silver (II) oxide battery
☆271 456	Clutch wheel Winding stem Setting lever Yoke (Clutch lever) Setting lever axle spring Train wheel setting lever Train wheel bridge support Dial washer Dial leg holder Date finger Stem setting spring Fifth wheel & pinion	☆SEIKO SB-DL	
☆271 457		☆Maxell SR726SW	Silver oxide battery
282 340		☆U.C.C 397	
☆354 455		☆Toshiba SR726SW	
383 340			
384 340			
389 340			
391 340			
426 340			
491 141			
540 340			
556 451			
637 340			
701 340			
☆801 105	Date dial		
☆801 107			
802 340	Date driving wheel		
308 342	Date dial guard		
810 340	Date jumper		
817 340	Intermediate date wheel		
☆884 133	Holding ring for dial		
☆884 134			
4001 371	Circuit block		
4002 450	Coil block		
4146 340	Step rotor		
4219 450	Battery connection insulator		
4239 340	Rotor stator		
4270 451	Battery connection (-)		
4271 452	Battery connection (+)		
011 541	Upper hole jewel for step rotor		
012 151	Train wheel bridge screw		
012 151	Circuit block screw		
012 151	Coil block screw		

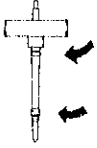


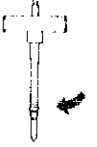





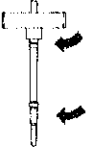


☆⇨Please see remarks on the reverse page.
 Part numbers in light letters are not shown in photos.

Cal. 8522A

Remarks : Fourth wheel & pinion, Center minute wheel & cannon pinion, Hour wheel

There are four different types as specified below.

Combination :

Type	Fourth wheel & pinion	Center minute wheel & cannon pinion	Hour wheel
a	 ☆241 443	 ☆270 453	Gold  ☆271 453
b	 ☆241 444	 ☆270 454	Silver  ☆271 456
*c	 ☆241 340	 ☆270 342	Silver  ☆271 457
*d	 ☆241 457	 ☆270 452	Silver  ☆271 342

* As of this printing the Type c and d combination is not used. However it may be employed in the future with certain case designs.

Winding stem

☆354 455.....Refer to the photograph on the front page.

If the combination of the winding stem and case is unknown, check the case number and refer to "SEIKO Quartz Casing Parts Catalogue" to choose a corresponding winding stem.

Date dial

☆801 105 (Black figures on white background) }
 ☆801 278 (White figures on black background) } Used when both the crown and the calendar frame are
 ☆801 279 (Black figures on gold background) } located at 3 o'clock position.
 ☆801 107 (Black figures on white background) }
 ☆801 280 (White figures on black background) } Used when the crown is located at 3 o'clock and the
 ☆801 281 (Black figures on gold background) } calendar frame at 6 o'clock position.

If any other type of date dial is required, specify ① Cal. No. ② The crown position ③ The calendar frame position and ④ Dial No.

Holding ring for dial

☆884 133 } The type of a holding ring for dial is determined based on the design of cases.
 ☆884 134 } If the shape of holding ring for dial is different from the photograph, check the case number and refer to "SEIKO Quartz Casing Parts Catalogue" to choose a corresponding holding ring for dial.

Battery

☆SEIKO TR726SW }
 ☆SEIKO SB-DL } The substitutive battery might be added to the applied battery in the future.
 ☆Maxell SR726SW } In that case, please refer to separate "BATTERY LIST FOR SEIKO QUARTZ
 ☆U.C.C. 397 } WATCHES".
 ☆Toshiba SR726SW } Note that SEIKO battery is marked with "SEIZAIKEN" on its (+) side.