


PARTS CATALOGUE/ TECHNICAL GUIDE

Cal. 8M35A

[SPECIFICATIONS]

Cal. No.		8M35A
Item		
Movement		 <p style="text-align: right;">(x 1.0)</p>
Movement size	Outside diameter	24.0mm between 6 o'clock and 12 o'clock sides 24.0mm between 3 o'clock and 9 o'clock sides
	Casing diameter	φ25.5mm
	Height	2.6mm
Time indication		2 hands and mode indicator
Driving system		Step motor (Fixed-width pulse system, 2 pcs.)
Additional mechanism		<ul style="list-style-type: none"> • Electronic circuit reset switch • Hands 0-reset adjustment function • 5-minute preset countdown timer • 10-minute preset countdown timer • 15-minute preset countdown timer • Adjustable countdown timer (Up to 30 minutes in minutes)
Loss/gain		Monthly rate at normal temperature range: less than 15 seconds
Regulation system		Trimmer condenser
Measuring gate by quartz tester		Use 60-second gate.
Battery		SEIKO SR920W, Maxell SR920W Battery life is approximately 2.5 years. Voltage: 1.55V
Jewels		4 jewels

PARTS CATALOGUE

Cal. 8M35A

Disassembling procedures Figs.: ① → ③⑦

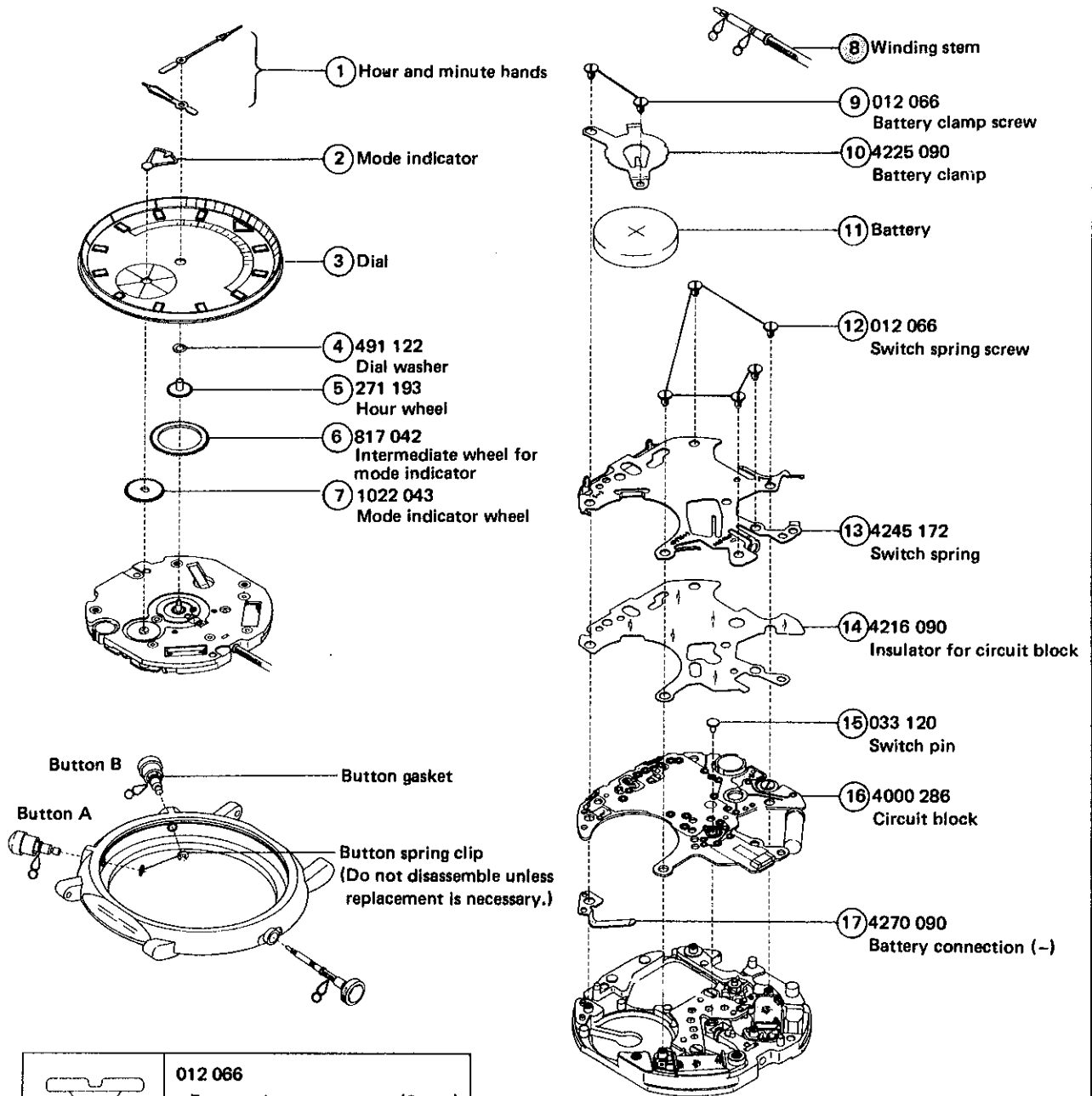
Reassembling procedures Figs.: ③⑦ → ①

Lubricating: Types of oil

- ∞ Silicone oil 500,000 c.s.
- Moebius A
- ∞ SEIKO Watch Oil S-6

Oil quantity

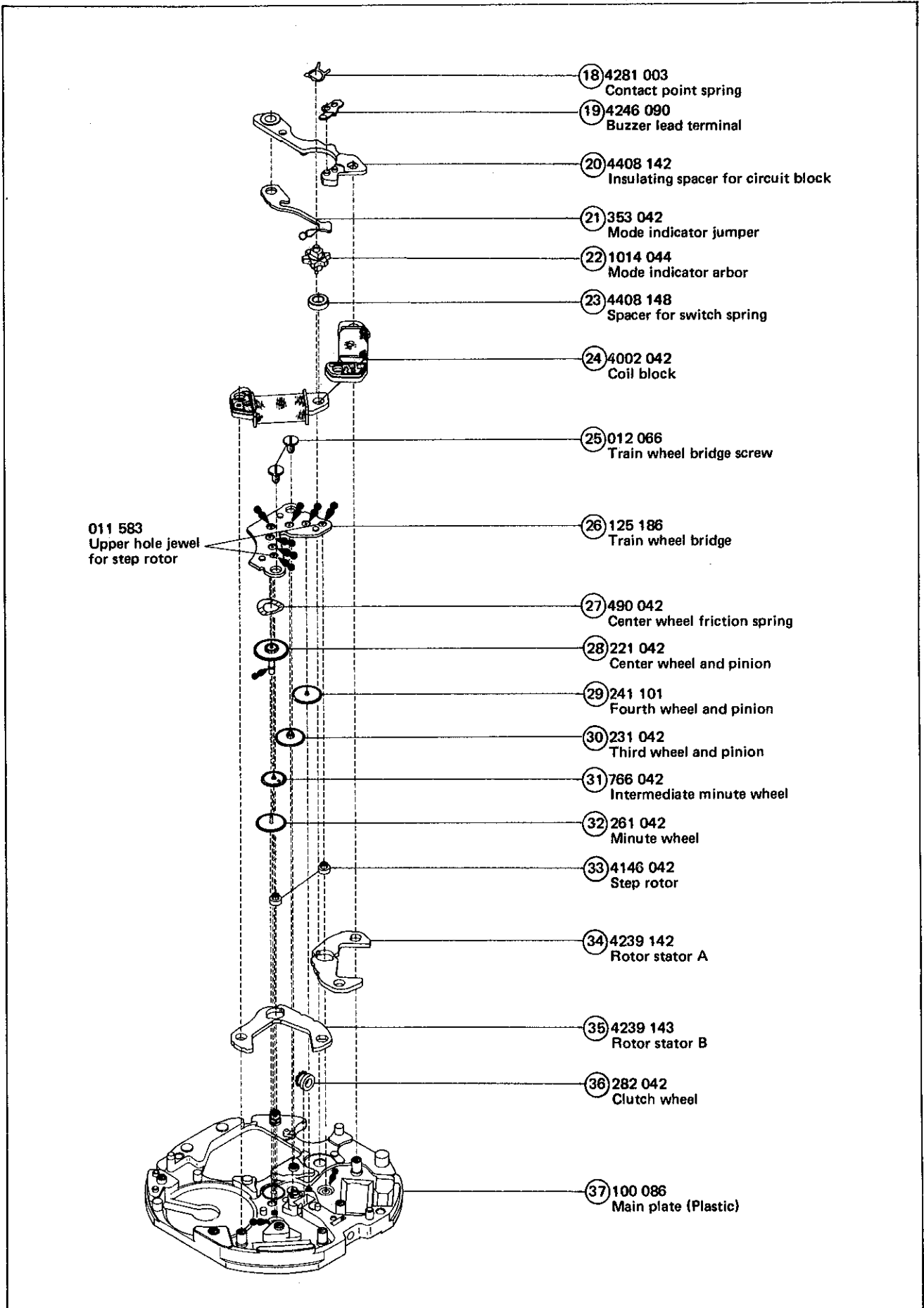
- ∞ Normal quantity



Please see the remarks on the following pages.

PARTS CATALOGUE

Cal. 8M35A



PARTS CATALOGUE

Cal. 8M35A

Remarks:

- ⑧ Winding stem 351 148, 351 163

The type of winding stem is determined based on the design of case.
Check the case number and refer to "SEIKO Casing Parts Catalogue" to choose a corresponding winding stem.

• Other parts

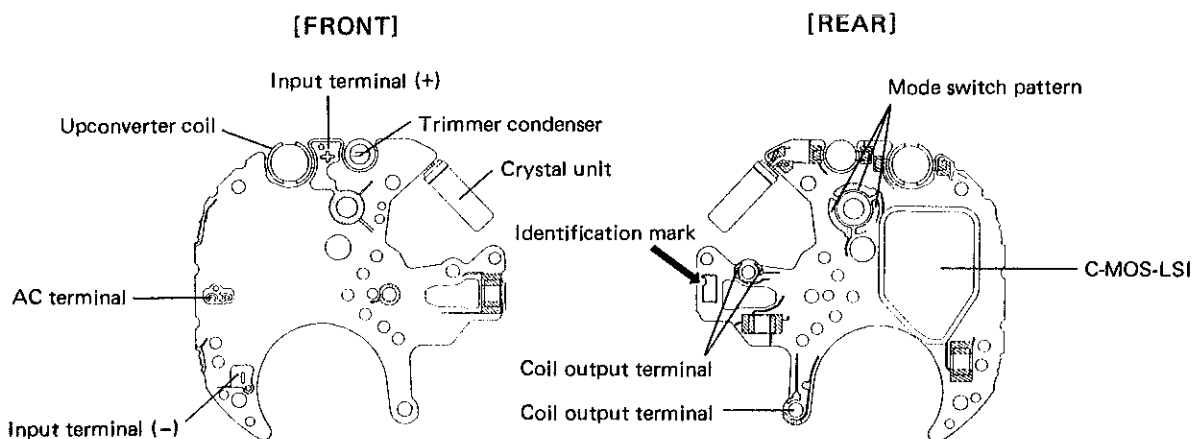
Piezoelectric element 4589 650

TECHNICAL GUIDE

Cal. 8M35A

- The explanation here is only for the particular points of Cal. 8M35A.
- For repairing, checking and measuring procedures, refer to the "TECHNICAL GUIDE, GENERAL INSTRUCTIONS".

STRUCTURE OF THE CIRCUIT BLOCK



Note:

Circuit blocks for Cal. 8M Series have the same appearance, and a mark is printed at the position indicated in the illustration to identify the circuit blocks for respective calibres. For the identification marks, please refer to the table below.

Calibre	Part No.	Identification mark	Calibre	Part No.	Identification mark
8M11	4000 282	A	8M32	4000 285	D
8M15	4000 283	B	8M35	4000 286	E
8M18	4000 383	C	8M37	4000 287	F
8M25, 8M26	4000 497	No mark			

* For other information, refer to the "PARTS CATALOGUE/TECHNICAL GUIDE Cal. 8M15A/8M18A".