


# SEIKO LASSALE

QUARTZ

Cal. 9442A

# PARTS CATALOGUE

# Cal. 9442A



122 945



125 945



☆ 221 642



231 650



☆ 241 945



261 650



☆ 271 642



281 650



282 641



354 640



376 641



383 641



384 945



386 945



391 945



491 546



560 945




556 640



701 650



766 640



☆ 801 522



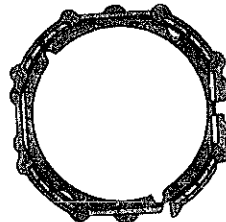
802 640



808 640




810 640



☆ 884 872



4001 535



4002 945



4146 946



4216 945



4219 945



4225 948



4239 946



4270 945



4408 947



022 411



022 424



022 754



022 903

2/1



Maxell SR1120SW

# Cal. 9442A

## Characteristics

Casing diameter :  $\phi$  25.6 mm  
 Maximum height : 3.1 mm  
 Jewels : 8 j  
 Frequency of quartz crystal oscillator : Main : :32,768 Hz (Hz = Hertz ..... Cycles per second)  
 Auxiliary : 40,960 Hz  
 Driving system : Step motor (2 poles)  
 Regulation system : Trimmer condenser  
 Train wheel setting  
 Calendar (Date)  
 Instant setting device for date calendar  
 Battery life indicator : Second hand moves in two-second interval.

PART NO.	PART NAME	PART NO.	PART NAME
<b>122 945</b>	Center wheel bridge	011 735	Lower hole jewel for fourth wheel
<b>125 945</b>	Train wheel bridge	<b>022 411</b>	Date finger screw
☆221 641	Center wheel & pinion	<b>022 424</b>	Train wheel bridge screw
☆ <b>221 642</b>		<b>022 424</b>	Circuit block screw
<b>231 650</b>	Third wheel & pinion	<b>022 424</b>	Setting lever spring screw
☆ <b>241 945</b>	Fourth wheel & pinion	<b>022 754</b>	Date dial guard screw
☆241 947		<b>022 754</b>	Hour wheel guard screw
<b>261 650</b>	Minute wheel	<b>022 903</b>	Battery clamp screw
☆271 641	Hour wheel	023 369	Yoke pin
☆ <b>271 642</b>		023 369	Tube for setting lever spring
<b>281 650</b>	Setting wheel	023 376	Date jumper pin
<b>282 641</b>	Clutch wheel	023 376	Guide pin for hour wheel guard
<b>354 640</b>	Winding stem	☆027 060	Tube for train wheel bridge (A)
<b>376 641</b>	Hour wheel guard	☆027 061	Tube for train wheel bridge (B)
<b>383 641</b>	Setting lever	☆027 062	Tube for train wheel bridge (C)
<b>384 945</b>	Yoke (Clutch lever)	☆027 085	Tube for circuit block screw (A)
<b>386 945</b>	Setting lever spring	☆027 086	Tube for circuit block screw (B)
<b>391 945</b>	Train wheel setting	☆027 087	Tube for circuit block screw (C)
<b>491 546</b>	Dial washer	027 088	Tube for battery clamp screw
<b>560 945</b>	Friction spring for fourth wheel & pinion	027 891	Setting lever pin
<b>556 640</b>	Date finger	027 946	Eccentric dial pin
<b>701 650</b>	Fifth wheel & pinion	Maxell SR1120SW	Silver oxide battery
<b>766 640</b>	Intermediate minute wheel	U.C.C. 381	
☆ <b>801 522</b>	Date dial	SEIKO TR1120SW	Silver (II) oxide battery
☆801 523		SEIKO SB-DS	
☆801 524			
<b>802 640</b>		Date driving wheel	
<b>808 640</b>	Date dial guard		
<b>810 640</b>	Date jumper		
☆ <b>884 872</b>	Holding ring for dial		
<b>4001 535</b>	Circuit block		
<b>4002 945</b>	Coil block		
<b>4146 946</b>	Step rotor		
<b>4216 945</b>	Insulator for battery		
<b>4219 945</b>	Battery connection insulator		
<b>4225 948</b>	Battery clamp		
<b>4239 946</b>	Rotor stator		
<b>4270 945</b>	Battery connection (-)		
<b>4408 947</b>	Circuit block spacer		
011 537	Upper hole jewel for fourth wheel		
011 547	Upper hole jewel for step rotor		
011 547	Lower hole jewel for step rotor		
011 547	Upper hole jewel for third wheel		
011 547	Lower hole jewel for third wheel		
011 547	Upper hole jewel for fifth wheel		
011 547	Lower hole jewel for fifth wheel		

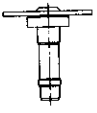


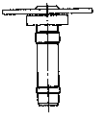
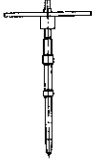

☆ ⇨ Please see remarks on the reverse page.  
 Part numbers in light letters are not shown in photos.

# Cal. 9442A

**Remarks :**

**Center wheel & pinion, Fourth wheel & pinion, Hour wheel.**

There are two different types as specified below.  
Combination

Type	Center wheel & pinion	Fourth wheel & pinion	Hour wheel
a	 ☆221 641	 ☆241 947	 ☆271 641
b	 ☆221 642	 ☆241 945	 ☆271 642

**Date dial**

- ☆801 522 (Black figures on white background)
  - ☆801 523 (White figures on black background)
  - ☆801 524 (Black figures on gold background)
- ..... Used when both the crown and the calendar frame are located at **3** o'clock position.

If any other type of date dial is required, specify ① Cal. No. ② The crown position ③ The calendar frame position ④ Dial No. and ⑤ Color of date dial.

**Holding ring for dial**

- ☆884 872.....The type of holding ring for dial is determined based on the design of cases and dials. Check the case number and refer to "SEIKO Quartz Casing Parts Catalogue" to choose an appropriate holding ring for dial.

**Tube for train wheel bridge (A, B, C), Tube for circuit block screw (A, B, C).**

- ☆027 060
  - ☆027 061
  - ☆027 062
  - ☆027 085
  - ☆027 086
  - ☆027 087
- ..... Refer to the illustration below for the position of Tube for train wheel bridge (A, B, C), Tube for circuit block screw (A, B, C).

