



**SEIKO
LASSALE**

QUARTZ

Cal. 9443A

**PARTS
CATALOGUE**

Cal. 9443A



122 945



125 945



☆221 642



231 650



☆241 945



261 650



☆271 642



281 650



282 640



354 640



376 640



383 641



384 945



386 945



391 945



☆470 560



491 546



560 945



700 640



701 650



719 640



766 640



☆801 522



802 640



808 640



810 640



963 640



4001 535



4002 945



4146 946



4216 945



4219 945



4225 945



4239 946



4270 945



4408 947



022 411



022 424



022 754



022 903

3/1



Maxell SR1120SW

Cal. 9443A

Characteristics

Casing diameter : ϕ 25.6 mm
 Maximum height : 3.1 mm without battery
 Jewels : 8 j
 Frequency of quartz crystal oscillator : Main : 32,768 Hz (Hz=Hertz Cycles per second)
 Auxiliary : 40,960 Hz
 Driving system : Step motor (2 poles)
 Regulation system : Trimmer condenser
 Train wheel setting
 Calendar (Day and Date)
 Instant setting device for day and date calendar
 Battery life indicator : Second hand moves in two-second interval.

PART NO.	PART NAME	PART NO.	PART NAME
122 945	Center wheel bridge	011 547	Lower hole jewel for third wheel
125 945	Train wheel bridge	011 547	Upper hole jewel for fifth wheel
☆221 641	Center wheel & pinion	011 547	Lower hole jewel for fifth wheel
☆221 642		011 735	Lower hole jewel for fourth wheel
231 650	Third wheel & pinion	022 411	Day and date finger screw
☆241 945	Fourth wheel & pinion	022 424	Train wheel bridge screw
☆241 947		022 424	Circuit block screw
261 650	Minute wheel	022 424	Setting lever spring screw
☆271 641	Hour wheel	022 754	Date dial guard screw
☆271 642		022 754	Hour wheel guard screw
281 650	Setting wheel	022 903	Battery clamp screw
282 640	Clutch wheel	023 369	Yoke pin
354 640	Winding stem	023 369	Guide pin for setting lever spring
376 640	Hour wheel guard	023 376	Date jumper pin
383 641	Setting lever	023 376	Guide pin for hour wheel guard
384 945	Yoke (Clutch lever)	☆023 382	Day corrector pin (B)
386 945	Setting lever spring	☆027 060	Tube for train wheel bridge (A)
391 945	Train wheel setting lever	☆027 061	Tube for train wheel bridge (B)
☆470 560	Day star with dial disk	☆027 062	Tube for train wheel bridge (C)
☆470 570		☆027 085	Tube for circuit block screw (A)
491 546	Dial washer	☆027 086	Tube for circuit block screw (B)
560 945	Friction spring for fourth wheel & pinion	☆027 087	Tube for circuit block screw (C)
700 640	Day and date finger	027 088	Tube for battery clamp screw
701 650	Fifth wheel & pinion	☆027 888	Day corrector pin (A)
719 640	Day corrector	027 889	Guard pin for day corrector
766 640	Intermediate minute wheel	027 891	Setting lever pin
☆801 522	Date dial	027 946	Eccentric dial pin
☆801 523		Maxell SR1120SW	Silver oxide battery
☆801 524		U.C.C. 381	
802 640	SEIKO TR1120SW		
808 640	Date driving wheel	SEIKO SB-DS	Silver (II) oxide battery
810 640	Date dial guard		
810 640	Date jumper		
963 640	Snap for day star with dial disk		
4001 535	Circuit block		
4002 945	Coil block		
4146 946	Step rotor		
4216 945	Insulator for battery		
4219 945	Battery connection insulator		
4225 945	Battery clamp		
4239 946	Rotor stator		
4270 945	Battery connection (—)		
4408 947	Circuit block spacer		
011 537	Upper hole jewel for fourth wheel		
011 547	Upper hole jewel for step rotor		
011 547	Lower hole jewel for step rotor		
011 547	Upper hole jewel for third wheel		

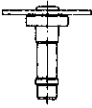
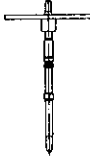
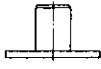
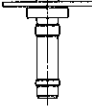
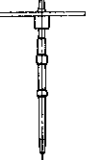
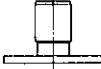
☆ ⇨ Please see remarks on the reverse page.
 Part numbers in light letters are not shown in photos.

Cal. 9443A

Remarks :

Center wheel & pinion, Fourth wheel & pinion, Hour wheel

There are two different types as specified below.
Combination :

Type	Center wheel & pinion	Fourth wheel & pinion	Hour wheel
a	 ☆221 641	 ☆241 947	 ☆271 641
b	 ☆221 642	 ☆241 945	 ☆271 642

Day star with dial disk

- ☆470 560 (English-Spanish, black figures on white background) }
- ☆470 570 (English-Spanish, white figures on black background) }
-Used when both the crown and the calendar frame are located at 3 o'clock position.
If any other type of day star with dial disk is required, specify the number printed on the disk.

Date dial

- ☆801 522 (Black figures on white background) }
- ☆801 523 (White figures on black background) }
- ☆801 524 (Black figures on gold background) }
-Used when both the crown and the calendar frame are located at 3 o'clock position.
If any other type of date dial is required, specify ① Cal. No. ② The crown position ③ the calendar frame position ④ Dial No. and ⑤ Color of date dial.

Day corrector pin (A, B), Tube for train wheel bridge (A, B, C), Tube for circuit block screw (A, B, C)

- ☆023 382
- ☆027 060
- ☆027 061
- ☆027 062
- ☆027 085
- ☆027 086
- ☆027 087
- ☆027 888

..... Refer to the illustration below for the position of Day corrector pin (A, B), Tube for train wheel bridge (A, B, C), and Tube for circuit block screw (A, B, C)

