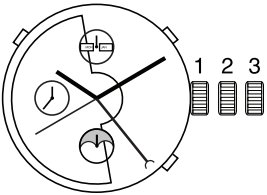
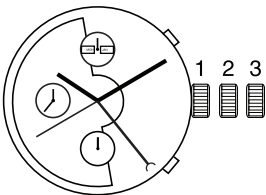

	Technical Guide		TG-19-C-010-E	E
	Made by: pelrom	Date: 22.01.2010	3	Modifications: see last page

CALIBRE 1151

	Version A	Version B
$13\frac{1}{4}'''$ Ø 30,00 mm		
Height on movement	7.90 mm	
Power reserve	44 h	
Number of jewels	25	
Frequency	4 Hz (28'800 A/h)	



Exclusive OMEGA movement, automatic. Movement with Glucydur balance «Etachron» and with/without moon phase. Hour hand, minute hand and central chronograph hand, small second and 24-hour hand at 9 o'clock. Central date hand. Month and day indicator at 12 o'clock. 12-hour totalizer at 6 o'clock. 30-minute totalizer at 12 o'clock.



	Page
General information for calibre 1151	3
Date correction / Instantaneous rate / Tightening and untightening torques according to screw thread / Mandatory tools / Hand fitting / Lubricants	3
Exploded views for calibre 1151	4-20
Assembling of mechanism 1	4
Assembling of mechanism 2	5
Barrel fitting and wheel train 1	6
Wheel train lubrication	7
Pallet fork, pallet fork bridge and balance	8
Pallet fork and pallet fork bridge	9
Assembling of chronograph system1	10
Assembling of chronograph system2	11
Assembling of chronograph system3	12
Assembling of chronograph system4	13
Assembling of automatic bridge	14
Assembling of oscillating weight	15
Assembling of mechanism 3	16
Assembling of mechanism 4	17
Assembling of mechanism 5	18
Assembling of mechanism 6	19
Assembling of mechanism 7	20
Spare parts list for calibre 1151	21-25
Spare parts list	21
Spare parts list	22
Spare parts list	23
Spare parts list	24
Spare parts list	25
Specific information for calibre 1151	26-30
Description of chronograph system	26
Chronograph setting / Control and adjustment of the position of the chronograph wheel finger / Chronograph wheel gearing setting with oscillating pinion	27
Assembling the calendar mechanism	28
Assembling and disassembling of cannon pinion with driving pinion	28
Runners for hand setting and hand fitting force / Epilam	29
Crown functions / Technical data	30
Modifications of Technical Guide versions for Calibre 1151	31



Date, day and moon phase correction

1. Date correction is not recommended between 10 p.m. and 2 a.m.
2. Between 9.30 p.m. and 12 p.m., the day correction is not possible.
3. The moon phase can not be corrected between 3 a.m. and 4 a.m.

Barrel and train wheel bridge

For engraved components:

See [Working Instruction No 44](#).

Instantaneous rate

Demagnetise the movement prior to checks according to [Working Instruction No 34](#).

Rules for lubrication that concern the following components; Escapement, In settings and cannon pinion:

See [Working Instruction No 40](#).

Lubricants

See [Working Instruction No 3](#).

Tightening and untightening torques according to screw thread

Ø Screws	Tightening torque target cNm	Untightening torque mini cNm
Ø threads ≤ S 0.50 mm	1.0	0.7
Ø threads S 0.6 mm	1.4	0.8
Ø threads S 0.7 mm	1.8	0.9
Ø threads S 0.8 mm	2.2	1.1
Ø threads S 0.9 mm	2.6	1.3
Ø threads S 1.0 mm	3.0	1.6
Ø threads S 1.2 mm	3.5	2.0
Ø threads S 1.4 and >	4.0	2.5

Mandatory tools:

To fit the hands, the movement must be held in a movement holder that supports the jewels.

Hand fitting

Movement holder for hand fitting	507 0018
Runner to fit hands No 1	507 0003
Runner to fit hands No 2	507 0004
Runner to fit hands No 6	507 0008
Runner to fit hands No 8	507 0010
Hand fitting tool kit	507 0011
Chuck for runner No 1 - Black	518 0001
Chuck for runner No 2 - Blue	518 0002
Chuck for runner No 6 - Green	518 0006
Chuck for runner No 8 - Yellow	518 0008

Ref.













Movements

Etachron holder	502 100 0312
Movement holder (ring)	502 110 0221
Mainspring winder	502 150 0008
Etachron adjustment key	502 200 0061
Etachron extractor key	502 200 0062





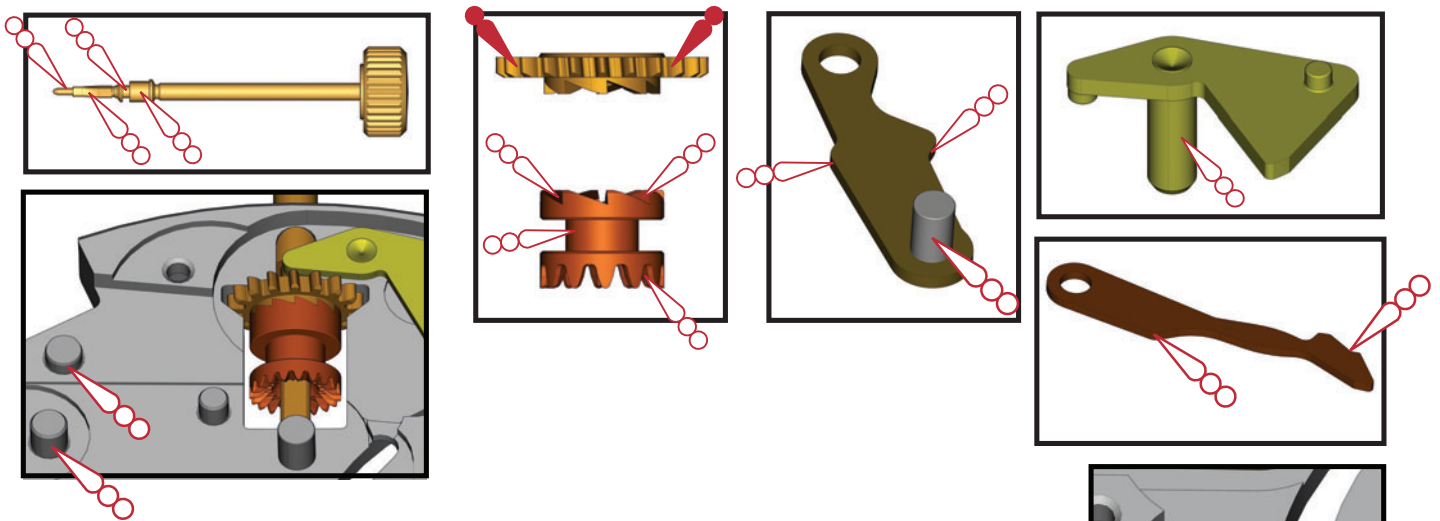
Fitting stages for calibre 1151 - Assembling of mechanism 1

1.0 Parts for assembling

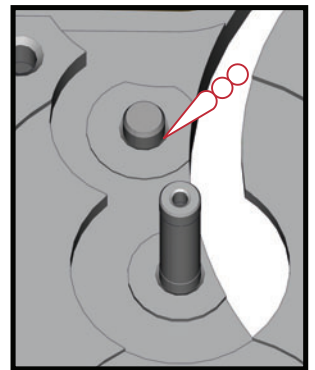
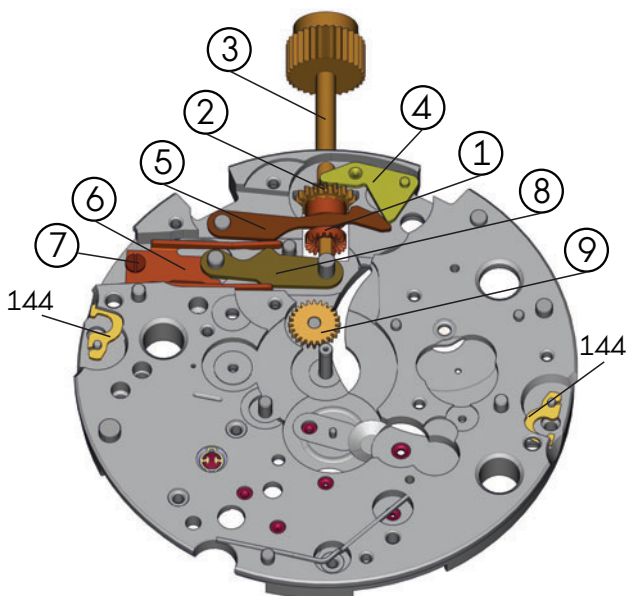
Movement holder	Sliding pinion	Winding pinion	Winding stem	Setting lever	Yoke	Yoke spring	Screw for yoke spring	Rocking bar	Setting wheel
Ref. 502 110 0221	①	②	③	④	⑤	⑥	⑦	⑧	⑨
	Ref. 407	Ref. 410	Ref. 401	Ref. 443/1	Ref. 435	Ref. 440	Ref. 3454/1	Ref. 437	Ref. 450
									
	-----	-----	-----	-----	-----	-----			

2.0 Pre-lubrication

 Moebius 9504
 Moebius SYNT HP-1300 Sans Colorant








3.0 Order to assembly




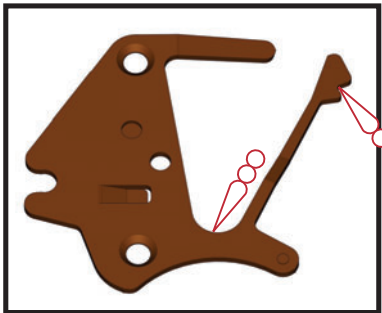
Fitting stages for calibre 1151 - Assembling of mechanism 2

1.0 Parts for assembling

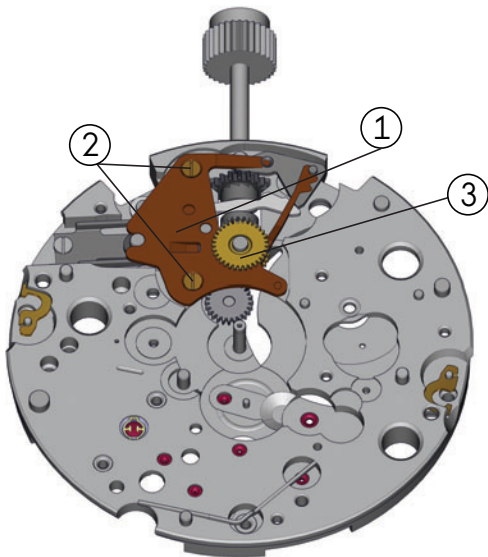
Movement holder	Setting lever jumper	Screw for setting lever jumper	Intermediate setting wheel
Ref. 502 110 0221	①	②	③
	Ref. 445	Ref. 2551/1	Ref. 453
			
	-----		

2.0 Pre-lubrication

 Moebius SYNT HP-1300 Sans Colorant



3.0 Order to assembly



Fitting stages for calibre 1151 - Barrel fitting and wheel train1

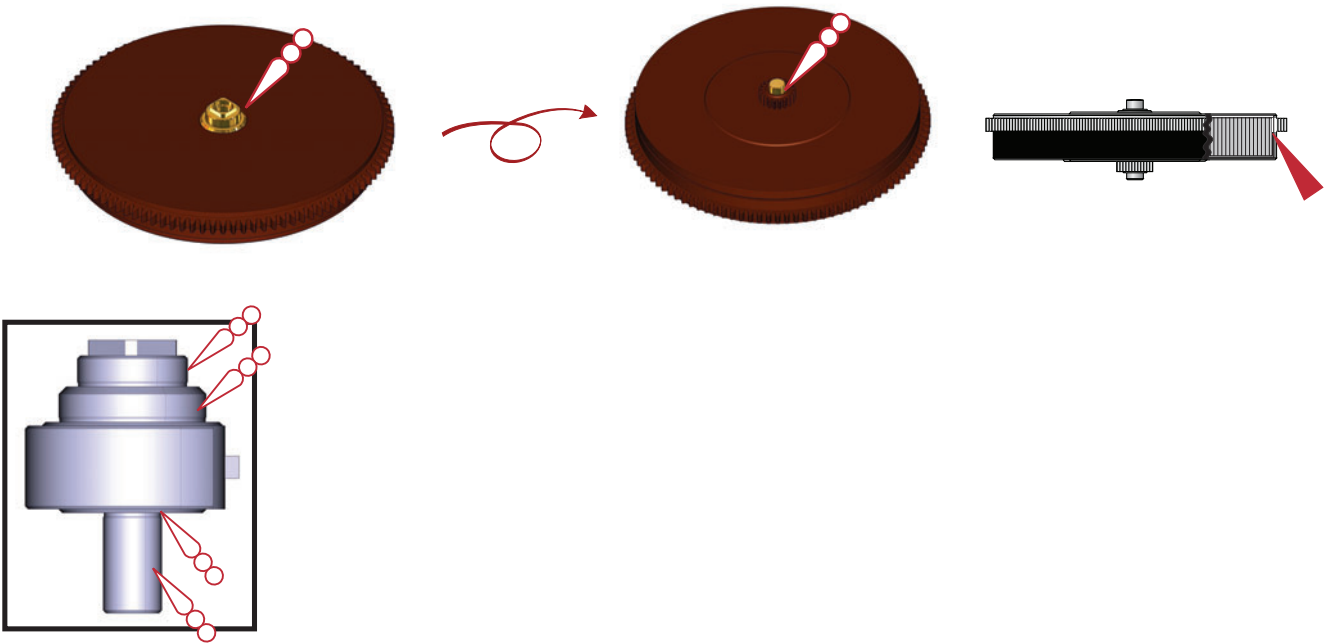
1.0 Parts for assembling

Movement holder	Barrel complete	Escape wheel	Second wheel	Third wheel	First wheel	Stop lever
Ref. 502 110 0221	①	②	③	④	⑤	⑥
	Ref. 182	Ref. 705	Ref. 224	Ref. 210	Ref. 201/1	Ref. 9433
	-----					-----

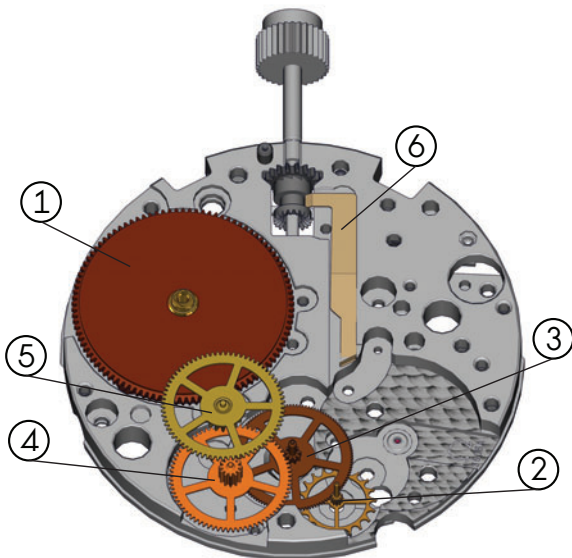
2.0 Pre-lubrication

- Kluber P125
- Moebius SYNT HP-1300 Sans Colorant

Barrel lubrication:
Please refer to [Working Instruction No 40](#)

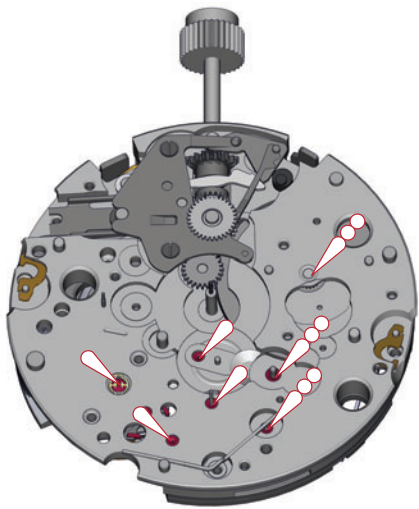
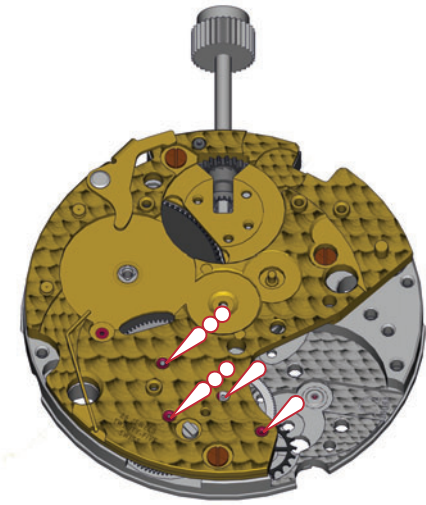


3.0 Order to assembly














1.0 Pre-lubrication

- Moebius SYNT-A-LUBE 9010
- Moebius SYNT HP-1300 Sans Colorant



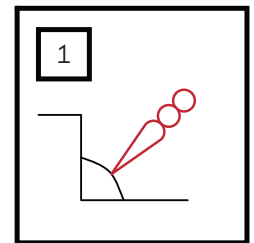
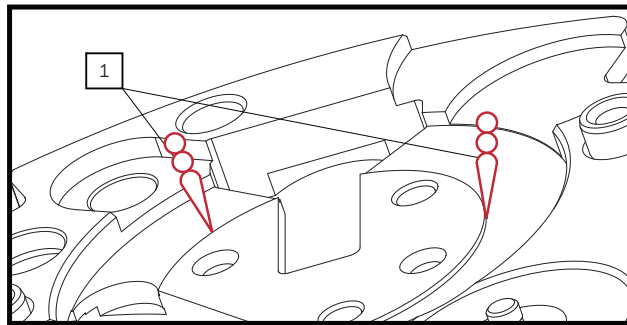
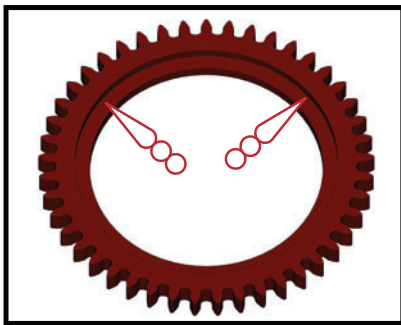
Fitting stages for calibre 1151 - Preassembling of barrel bridge

1.0 Parts for assembling

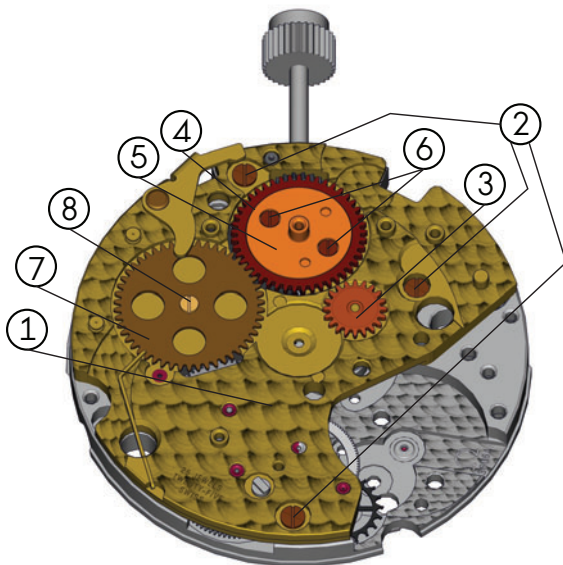
Movement holder	Barrel and wheel train bridge	Screw for barrel and wheel train bridge	Minute counter driving wheel	Crown wheel	Crown wheel core	Screw for crown wheel core	Ratchet wheel	Screw for ratchet wheel
Ref. 502 110 0221	①	②	③	④	⑤	⑥	⑦	⑧
	Ref. 106	Ref. 3453/1	Ref. 8062ET	Ref. 420	Ref. 423	Ref. 3454/1	Ref. 415	Ref. 3454/1
								
	-----		-----	-----	-----		-----	

2.0 Pre-lubrication

 Moebius SYNT HP-1300 Sans Colorant










3.0 Order to assembly



Fitting stages for calibre 1151 - Pallet fork, pallet fork bridge

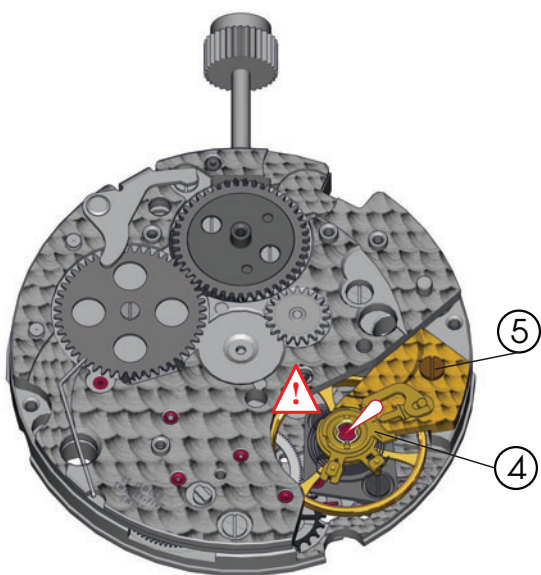
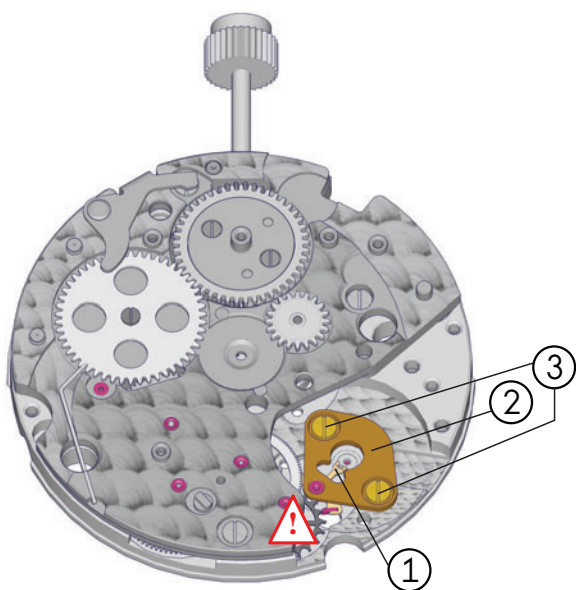
1.0 Parts for assembling

Movement holder	Pallet fork	Pallet fork bridge	Screw for pallet fork bridge	Balance bridge	Screw for balance bridge
Ref. 502 110 0221	①	②	③	④	⑤
	Ref. 710ET	Ref. 125RB	Ref. 3453/1	Ref. 1214RB	Ref. 3457/1
					
	-----	-----		-----	

2.0 Order to assembly














➤ Moebius SYNT-A-LUBE 9010

⚠ Lubrication shock-absorber:
Escapement lubrication:
Please refer to [Working Instruction No 40](#)






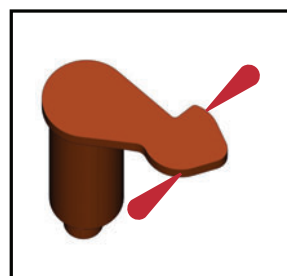
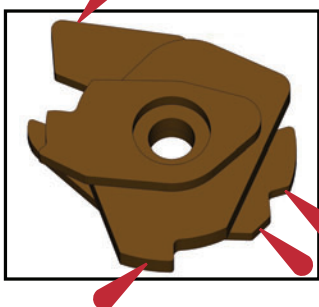
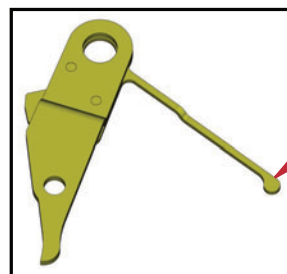

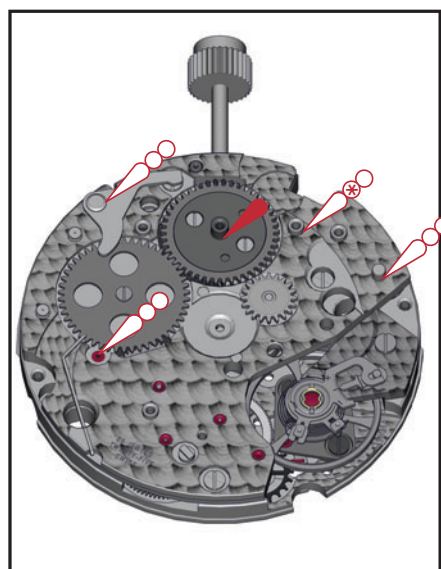
Fitting stages for calibre 1151 - Assembling of chronograph system1

1.0 Parts for assembling

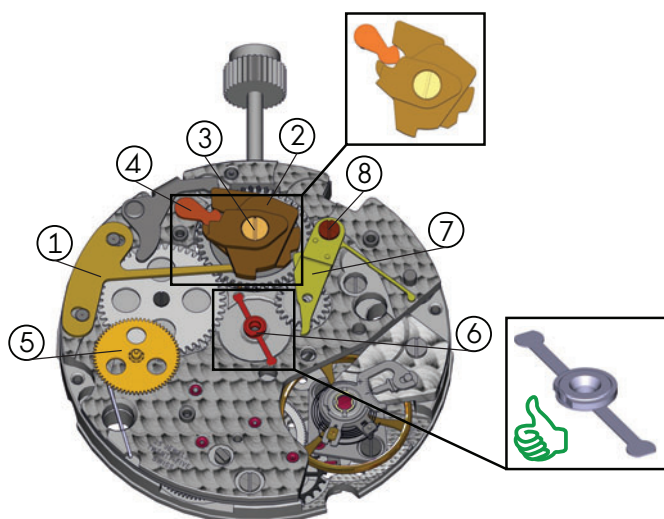
Movement holder	Hammer came jumper	Chronograph cam	Screw for chronograph cam	Switch	Ratchet wheel driving wheel	Chronograph wheel friction	Lock, 2 functions	Screw for lock, 2 functions
Ref. 502 110 0221	①	②	③	④	⑤	⑥	⑦	⑧
	Ref. 8356	Ref. 8171	Ref. 3455/1	Ref. 8660	Ref. 1482	Ref. 8290	Ref. 8200ET	Ref. 3453/1
								
	-----	-----					-----	

2.0 Pre-lubrication

-  Molycote DX
-  Moebius SYNT HP-1300 Sans Colorant
-  Moebius SYNT HP-1300 Sans Colorant










3.0 Order to assembly






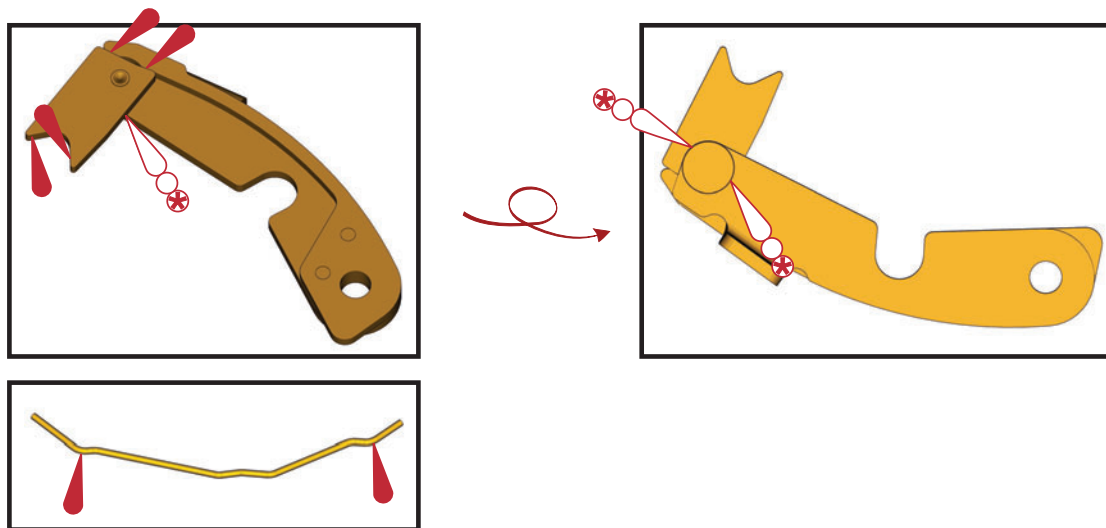
Fitting stages for calibre 1151 - Assembling of chronograph system2

1.0 Parts for assembling

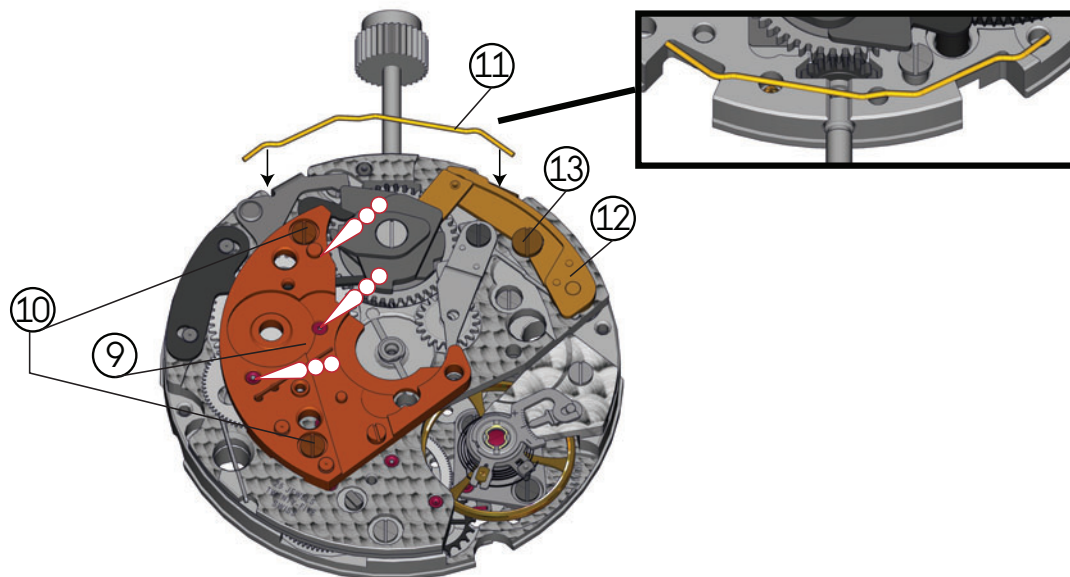
Movement holder	Chronograph bridge	Screw for chronograph bridge	Operating lever spring, 2 functions	Operating lever, 2 functions	Screw for operating lever, 2 functions
Ref. 502 110 0221	⑨	⑩	⑪	⑫	⑬
	Ref. 8500	Ref. 3453/1	Ref. 8335	Ref. 8140	Ref. 3455/1
					
	-----		-----	-----	

2.0 Pre-lubrication

-  Molycote DX
-  Moebius SYNT HP-1300 Sans Colorant
-  Moebius SYNT HP-1300 Sans Colorant







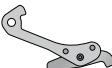





3.0 Order to assembly




Fitting stages for calibre 1151 - Assembling of chronograph system3

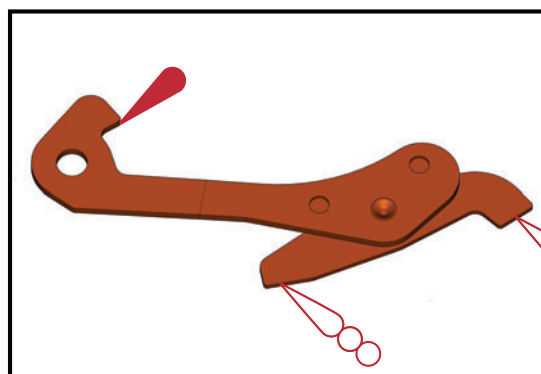
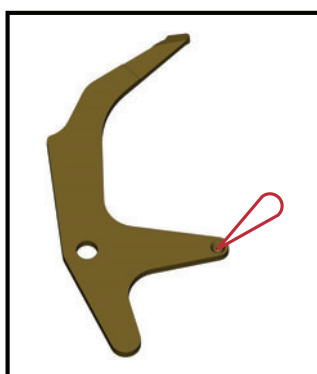
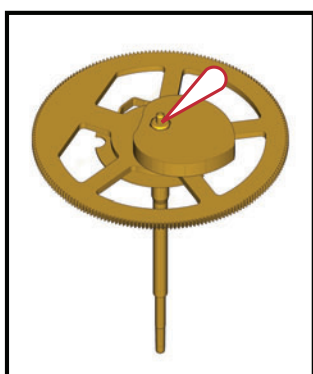
1.0 Parts for assembling

Movement holder	Chronograph wheel, 60S, 30 min.	Minute-counting wheel, 30 min.	Oscillating pinion, 60S	Clutch 60 S, 2 functions	Reduction wheel	Reversing wheel	Hammer, 2 functions
Ref. 502 110 0221	①	②	③	④	⑤	⑥	⑦
	Ref. 8000	Ref. 8020	Ref. 8086	Ref. 8079	Ref. 1481	Ref. 1488	Ref. 8220
							
			-----	-----		-----	-----

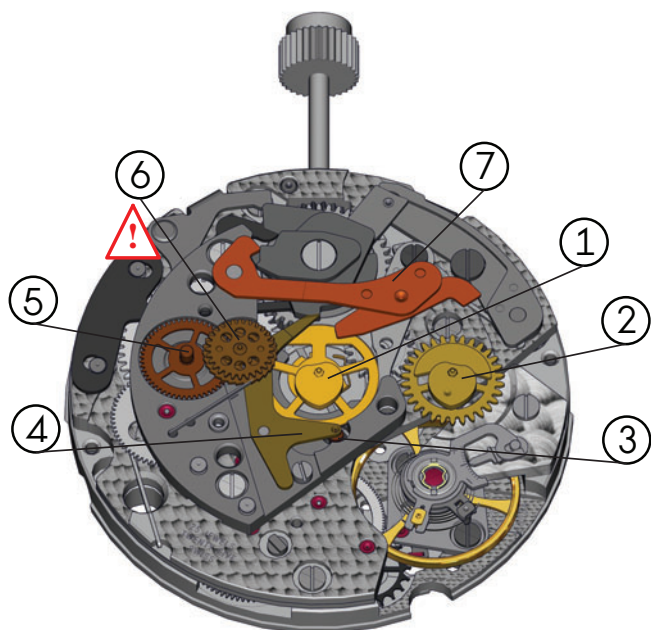
2.0 Pre-lubrication

 Molycote DX
 Moebius SYNT-A-LUBE 9010

 **Reversing wheel lubrication:**
 Please refer to [Working Instruction No 40](#)








3.0 Order to assembly




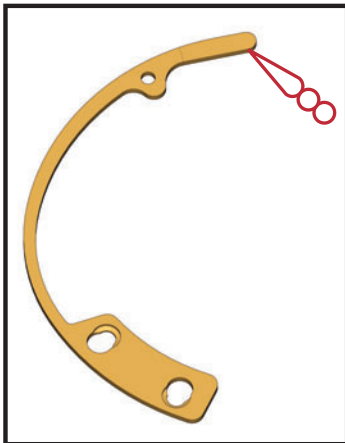
Fitting stages for calibre 1151 - Assembling of chronograph system4

1.0 Parts for assembling

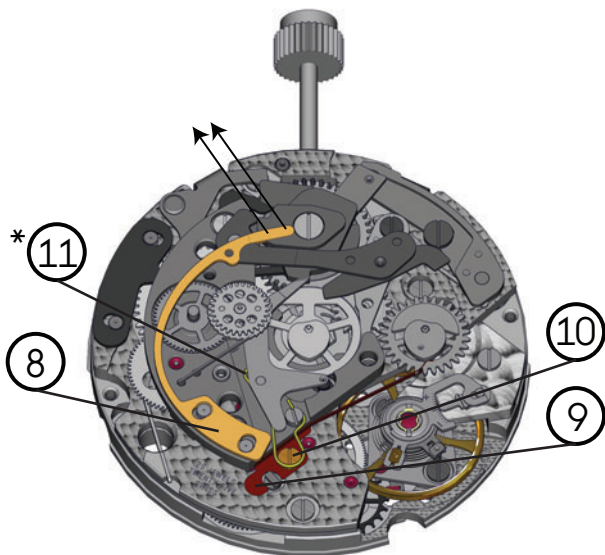
Movement holder	Hammer spring, 2 functions	Minute counter jumper	Screw for minute counter jumper	Clutch spring, 60S, 2 functions
Ref. 502 110 0221	⑧	⑨	⑩	⑪
	Ref. 8350	Ref. 8270	Ref. 3453/1	Ref. 8320
				
	-----	-----		-----

2.0 Pre-lubrication

 Moebius SYNT HP-1300 Sans Colorant

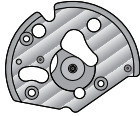




3.0 Order to assembly




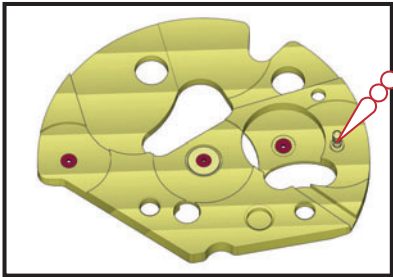
Fitting stages for calibre 1151 - Assembling of automatic bridge

1.0 Parts for assembling

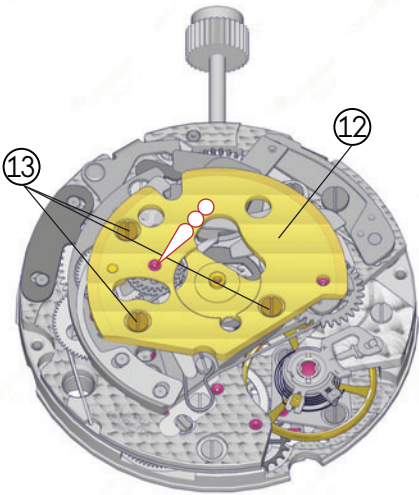
Movement holder	Automatic bridge, preassembled	Screw for automatic bridge
Ref. 502 110 0221	⑫	⑬
	Ref. 1142RB	Ref. 3453/1
		
	-----	

2.0 Pre-lubrication
















 Moebius SYNT HP-1300 Sans Colorant



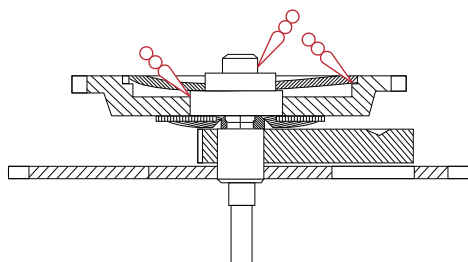
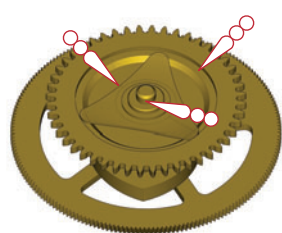
3.0 Order to assembly







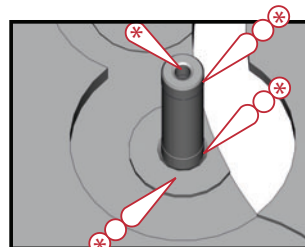

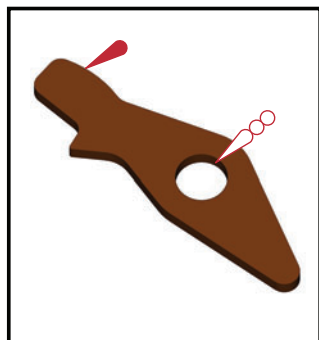
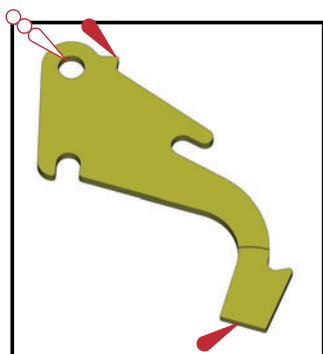
1.0 Parts for assembling

Movement holder	Driving cannon pinion	Free cannon pinion	Minute wheel	Hour hammer spring	Hour hammer operating lever	Hour hammer	Hour counter lock	Hour counting wheel	Day corrector	Hour wheel 24H
Ref. 502 110 0221	①	②	③	④	⑤	⑥	⑦	⑧	⑨	⑩
	Ref. 240	Ref. 243	Ref. 260	Ref. 8730	Ref. 8670	Ref. 8680	Ref. 8690	Ref. 8600	Ref. 2567	Ref. 251
										
				-----	-----	-----	-----		-----	

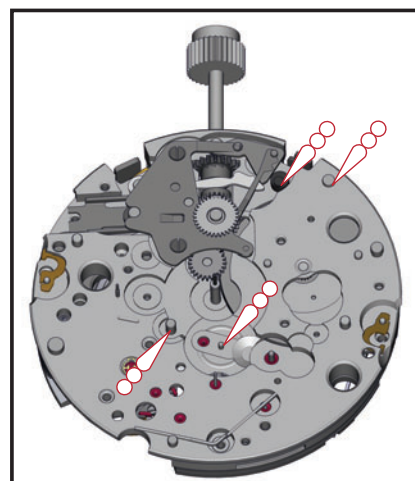
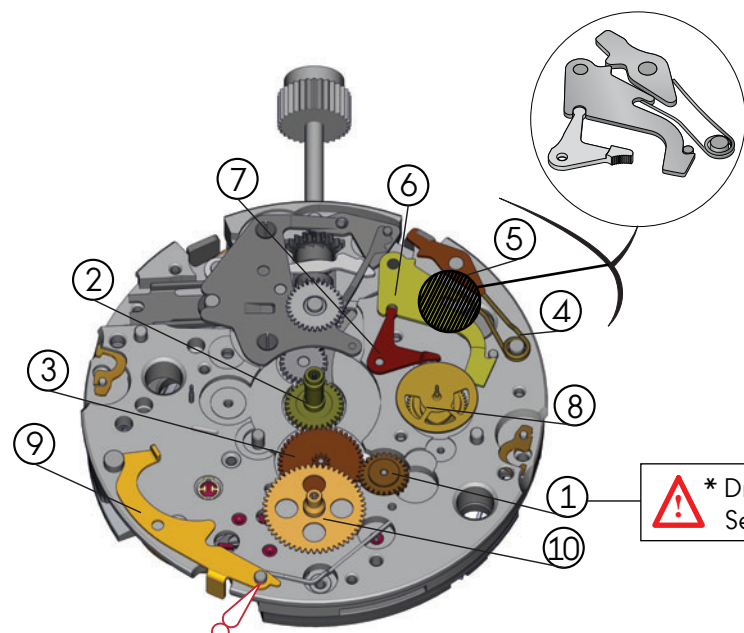
2.0 Pre-lubrication



-  Moebius SYNT HP-1300 Sans Colorant
-  Moebius SYNT HP-1300 Sans Colorant
-  Moebius SYNT-A-LUBE 9010
-  Molycote DX






3.0 Order to assembly



 * Driver cannon pinion:
See [page 28](#)

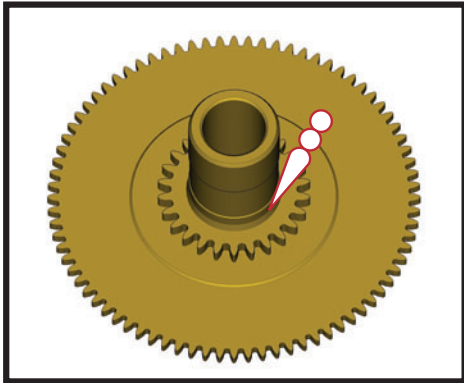


1.0 Parts for assembling


Movement holder	Double toothed hour wheel	Calendar driving wheel
Ref. 502 110 0221	⑪	⑫
	Ref. 2558	Ref. 2555
		
		-----

1.0 Pre-lubrication

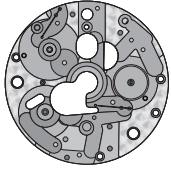





 Moebius SYNT HP-1300 Sans Colorant



2.0 Order to assembly

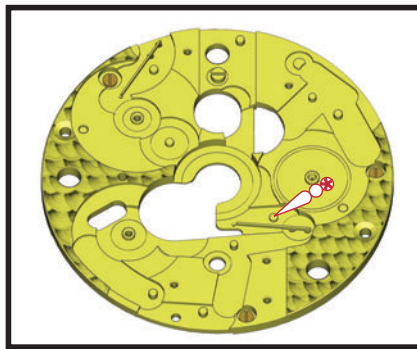
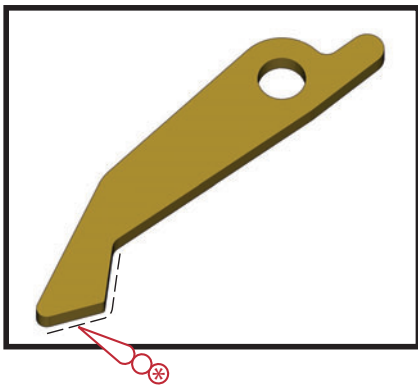


1.0 Parts for assembling

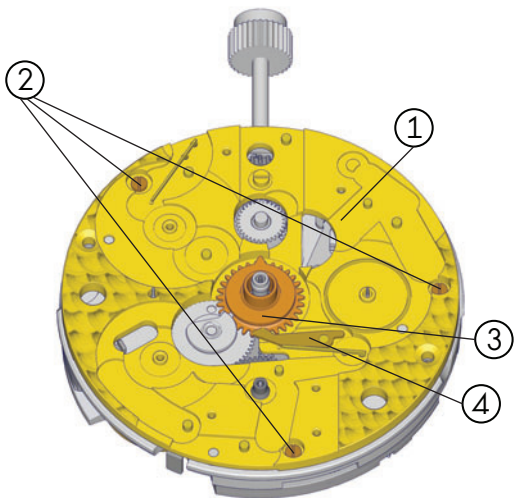
Movement holder	Calendar platform	Screw for calendar platform	Date star	Date jumper
Ref. 502 110 0221	①	②	③	④
	Ref. 25511RB	Ref. 3454/1	Ref. 2557	Ref. 2576
				
	-----			-----

1.0 Pre-lubrication










 Moebius SYNT HP-1300 Sans Colorant





2.0 Order to assembly

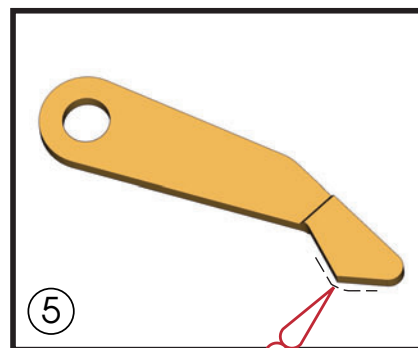
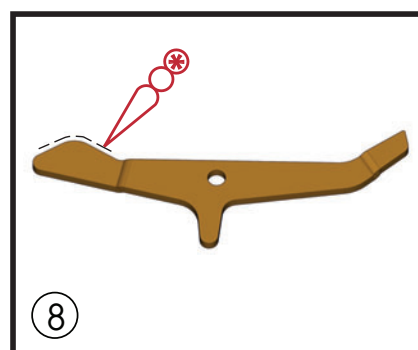
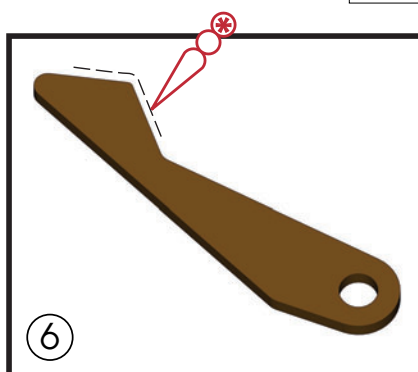
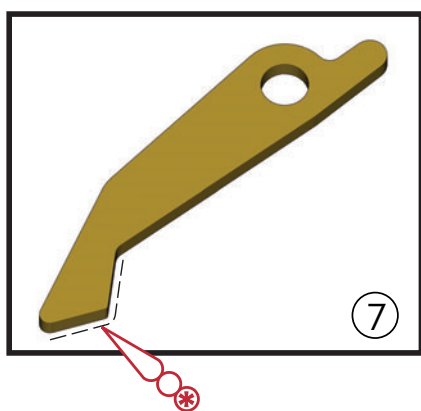


1.0 Parts for assembling

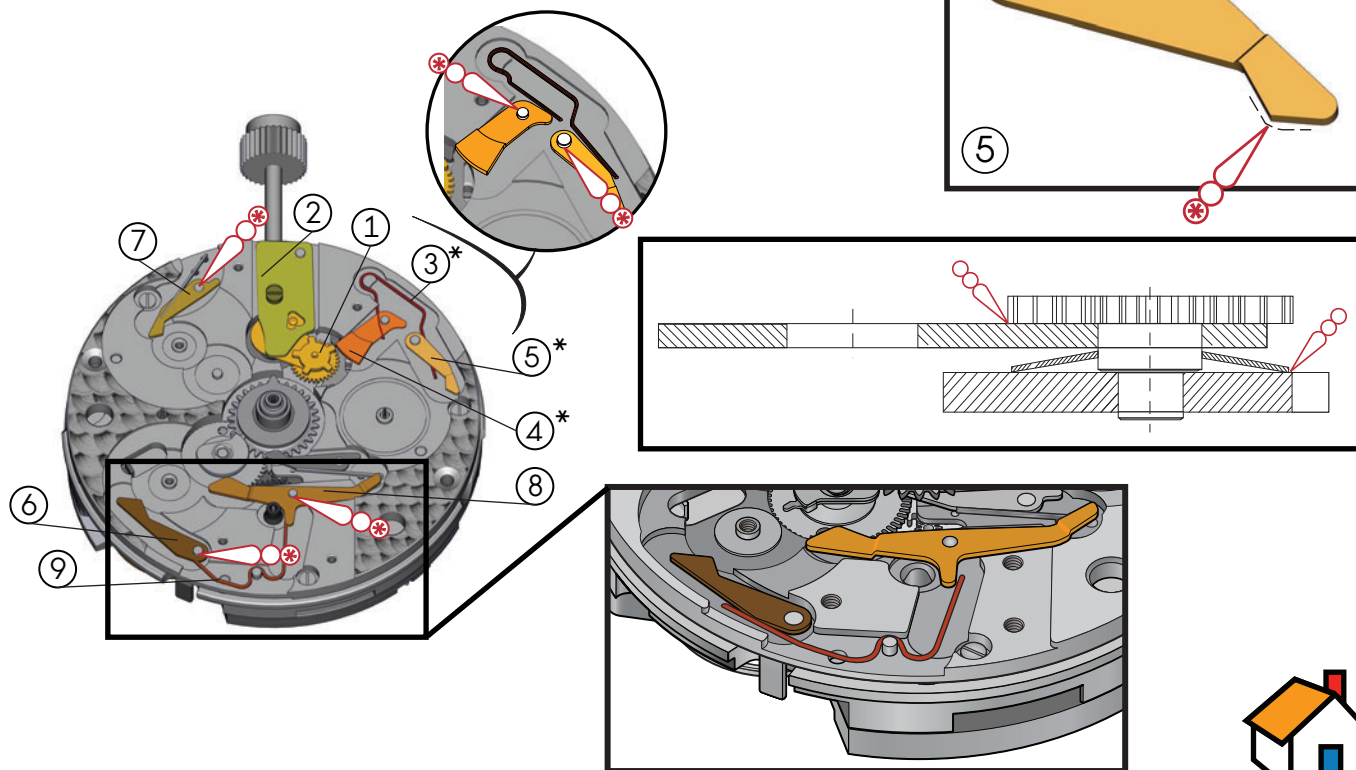
Movement holder	Date corrector	Corrector maintaining small plate	Spring jumper phase	Phase corrector	Phase jumper	Date jumper	Day jumper	Moon phase yoke	Day jumper spring
Ref. 502 110 0221	①	②	③	④	⑤	⑥	⑦	⑧	⑨
	Ref. 2566	Ref. 2798	Ref. 2592 * Moon phase	Ref. 2590 * Moon phase	Ref. 2588 * Moon phase	Ref. 2576	Ref. 2577	Ref. 2589	Ref. 2573
									
	-----	-----	-----	-----	-----	-----	-----	-----	-----

2.0 Pre-lubrication

 Moebius SYNT HP-1300 Sans Colorant
 Moebius SYNT HP-1300 Sans Colorant



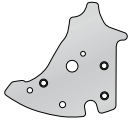






3.0 Order to assembly



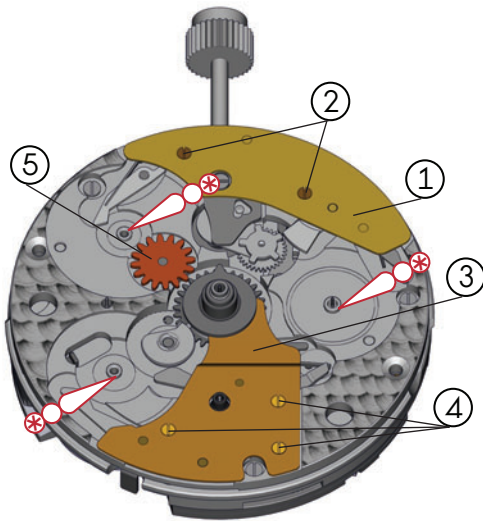
Fitting stages for calibre 1151 - Assembling of mechanism 7

1.0 Parts for assembling








Movement holder	Moon phase platform	Screw for moon phase platform	Combined maintaining plate	Screw for combined maintaining plate	Month star driving wheel
Ref. 502 110 0221	①	②	③	④	⑤
	Ref. 2596	Ref. 2550/1	Ref. 2537	Ref. 2550/1	Ref. 2549
					
-----		-----		-----	

2.0 Order to assembly et lubrication


 Moebius SYNT HP-1300 Sans Colorant



1.0 Parts for assembling




Movement holder	Month indicator	Screw for month indicator	Day indicator	Screw for day indicator	Indicator for moon phase
Ref. 502 110 0221	⑥	⑦	⑧	⑨	⑩
	Ref. 2562*	Ref. 3456	Ref. 2561*	Ref. 3456	Ref. 2587*
					
-----		-----		-----	

2.0 Order to assembly

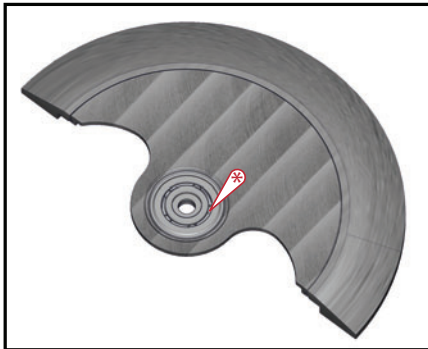



Fitting stages for calibre 1151 - Assembling of oscillating weight

1.0 Parts for assembling

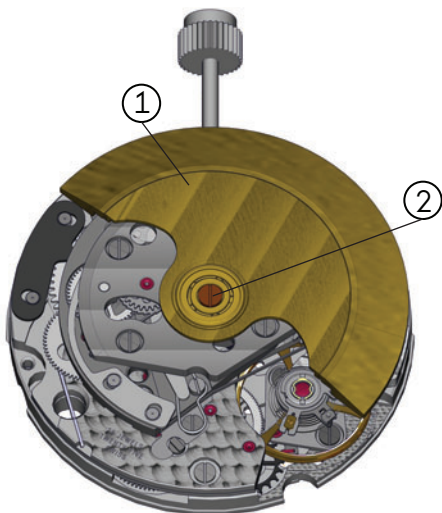
Movement holder	Oscillating weight preassembled	Screw for oscillating weight
Ref. 502 110 0221	①	②
	Ref. 1143/1	Ref. 2841/1
		
	-----	

2.0 Pre-lubrication

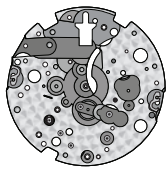

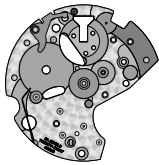





















 Moebius SYNT-A-LUBE 9010

3.0 Order to assembly
























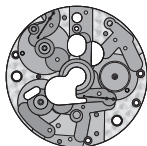


Spare parts list for calibre 1151

Main plate pre-assembled	Version	Reference	Driver cannon pinion	Version	Reference
	1151A	7221151B100		1151A	7221150240
	1151B			1151B	
Barrel and wheel train bridge	Version	Reference	Free cannon pinion	Version	Reference
	1151A	7221151B106		1151A	7221150243
	1151B			1151B	
Pallet fork bridge	Version	Reference	Hour wheel, 24H	Version	Reference
	1151A	7221151125RB		1151A	7221150251
	1151B			1151B	
Balance bridge	Version	Reference	Minute wheel	Version	Reference
	1151A	72211511214RB		1151A	7221150260
	1151B			1151B	
Dial fastener	Version	Reference	Two piece regulator	Version	Reference
	1151A	7221151144/1		1151A	7221150303/5
	1151B			1151B	
Centre tube	Version	Reference	Regulator corrector	Version	Reference
	1151A	7221150161		1151A	7221150358
	1151B			1151B	
Barrel complete	Version	Reference	Stud support etachron	Version	Reference
	1151A	7221151182		1151A	7221150375
	1151B			1151B	
Barrel arbor	Version	Reference	Winding stem, Ø 0,90mm	Version	Reference
	1151A	7221150195		1151A	7221150401
	1151B			1151B	
First wheel	Version	Reference	Sliding pinion	Version	Reference
	1151A	7221150201/1		1151A	7221150407
	1151B			1151B	
Third wheel	Version	Reference	Winding pinion	Version	Reference
	1151A	7221150210		1151A	7221150410
	1151B			1151B	
Second wheel, long pivot	Version	Reference	Ratchet wheel	Version	Reference
	1151A	7221150224		1151A	7221150415
	1151B			1151B	





























Spare parts list for calibre 1151

Crown wheel	Version	Reference	Timed balance complete	Version	Reference
	1151A	7221150420		1151A	7221150721ET
	1151B			1151B	
Crown wheel core	Version	Reference	Mainspring with sliding attachment	Version	Reference
	1151A	7221150423		1151A	7221150771
	1151B			1151B	
Click spring	Version	Reference	Automatic bridge	Version	Reference
	1151A	7221150434		1151A	72211511142RB
	1151B			1151B	
Yoke	Version	Reference	Oscillating weight pre-assembled	Version	Reference
	1151A	7221150435		1151A	722115111431RB
	1151B			1151B	
Rocking bar	Version	Reference	Reverser spring	Version	Reference
	1151A	7221150437		1151A	72211501428
	1151B			1151B	
Yoke spring	Version	Reference	Reduction wheel	Version	Reference
	1151A	7221150440		1151A	72211501481
	1151B			1151B	
Setting lever	Version	Reference	Ratchet wheel driving wheel	Version	Reference
	1151A	7221150443/1		1151A	72211501482
	1151B			1151B	
Setting lever jumper	Version	Reference	Reversing wheel	Version	Reference
	1151A	7221150445		1151A	72211501488
	1151B			1151B	
Setting wheel	Version	Reference	Ball bearing for oscillating weight	Version	Reference
	1151A	7221150450		1151A	72211501497
	1151B			1151B	
Intermediate setting wheel	Version	Reference	Combined maintaining plate	Version	Reference
	1151A	7221150453		1151A	72211502537
	1151B			1151B	
Escape wheel	Version	Reference	Month star driving wheel	Version	Reference
	1151A	7221150705		1151A	72211502549
	1151B			1151B	
Pallet fork	Version	Reference	Calendar platform	Version	Reference
	1151A	7221150710ET		1151A	722115125511RB
	1151B			1151B	



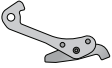

























Spare parts list for calibre 1151

Calendar driving wheel	Version	Reference	Moon phase platform	Version	Reference
	1151A	72211502555		1151A	72211502596
	1151B				
Date star	Version	Reference	Corrector maintaining small plate	Version	Reference
	1151A	72211502557		1151A	72211502798
	1151B				
Double-toothed hour wheel	Version	Reference	Shock-absorber, upper	Version	Reference
	1151A	72211502558		1151A	72211503004
	1151B				
Date corrector	Version	Reference	Shock-absorber, lower	Version	Reference
	1151A	72211502566		1151A	72211503005
	1151B				
Day corrector	Version	Reference	Chronographe wheel 60S, 30 minutes	Version	Reference
	1151A	72211502567		1151A	72211508000
	1151B				
Day corrector spring	Version	Reference	Minute-counting wheel, 30 min.	Version	Reference
	1151A	72211502571		1151A	72211508020
	1151B				
Day jumper spring	Version	Reference	Minute counter driving wheel 30 min.	Version	Reference
	1151A	72211502573		1151A	72211548062ET
	1151B				
Date jumper spring	Version	Reference	Clutch 60S, 2 functions	Version	Reference
	1151A	72211502575		1151A	72211508079
	1151B				
Sautoir de quantième	Version	Reference	Oscillating pinion, 60S	Version	Reference
	1151A	72211502576		1151A	72211508086
	1151B				
Date jumper	Version	Reference	Operating lever, 2 functions	Version	Reference
	1151A	72211502578		1151A	72211508140
	1151B				
Day jumper	Version	Reference	Chronograph cam	Version	Reference
	1151A	72211502577		1151A	72211508171
	1151B				
Month jumper spring	Version	Reference	Fly-back yoke	Version	Reference
	1151A	72211502583		1151A	72211508180
	1151B				
Moon phase yoke	Version	Reference	Fly-back lever stud	Version	Reference
	1151A	72211502589		1151A	72211508182
	1151B				























Spare parts list for calibre 1151

Lock, 2 functions	Version	Reference	Operating lever	Version	Reference
	1151A	72211548200ET		1151A	7221150B8670
	1151B			1151B	
Hammer, 2 functions	Version	Reference	Hour hammer	Version	Reference
	1151A	72211508220		1151A	7221150B8680
	1151B			1151B	
Minute counter jumper	Version	Reference	Hour counter lock	Version	Reference
	1151A	72211508270		1151A	7221150B8690
	1151B			1151B	
Chronograph wheel friction	Version	Reference	Hour hammer spring	Version	Reference
	1151A	72211508290		1151A	72211508730
	1151B			1151B	
Clutch spring, 2 functions	Version	Reference	Stop lever	Version	Reference
	1151A	72211508320		1151A	72211509433
	1151B			1151B	
Operating lever spring, 2 functions	Version	Reference	Bush for barrel arbor, top	Version	Reference
	1151A	72211508335		1151A	7221150B70400
	1151B			1151B	
Hammer spring, 2 functions	Version	Reference	Bush for barrel arbor, bottom	Version	Reference
	1151A	72211508350		1151A	7221150B70401
	1151B			1151B	
Hammer came jumper	Version	Reference	Set day indicator	Version	Reference
	1151A	72211508356		1151A	72211502561*
	1151B			1151B	
Clutch banking eccentric	Version	Reference	Set month indicator	Version	Reference
	1151A	72211508401		1151A	72211502562*
	1151B			1151B	
Minute counter jumper eccentric	Version	Reference	Screw for combined maintaining plate	Version	Reference
	1151A	72211508407		1151A	72200002550/1
	1151B			1151B	
Chronograph bridge	Version	Reference	Screw for moon phase platform	Version	Reference
	1151A	72211518500		1151A	72200002550/1
	1151B			1151B	
Hour counting wheel	Version	Reference	Screw for setting lever jumper	Version	Reference
	1151A	7221150B8600		1151A	72200002551/1
	1151B			1151B	
Switch	Version	Reference	Screw for oscillating weight	Version	Reference
	1151A	72211508660		1151A	72200002841/1
	1151B			1151B	

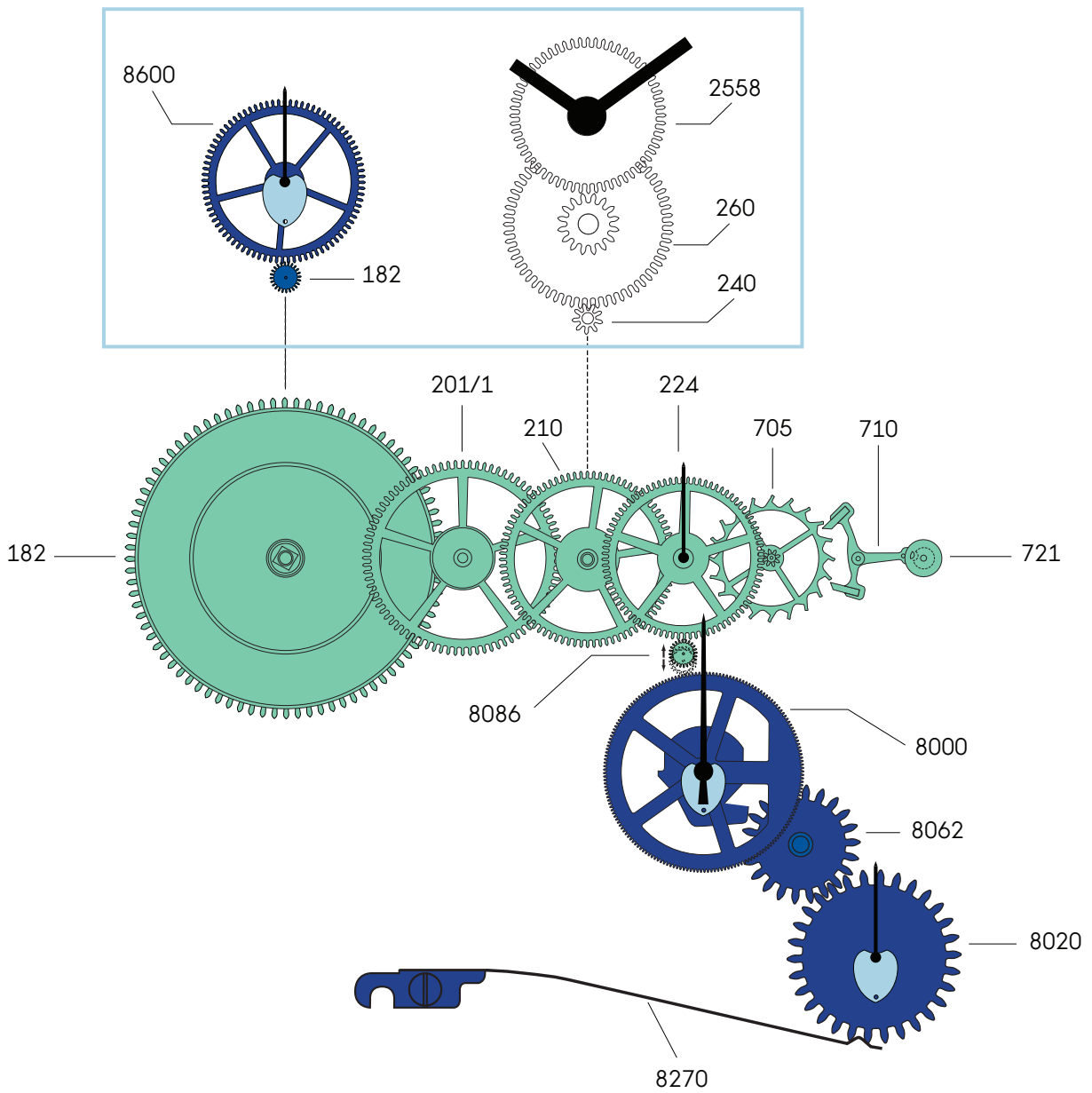
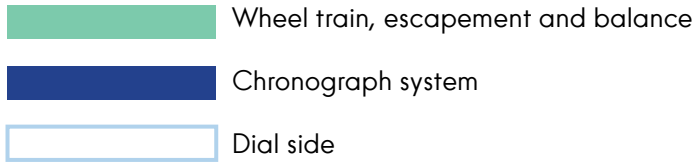


Spare parts list for calibre 1151

Screw for stud	Version	Reference	Screw for day indicator	Version	Reference
	1151A	72200003250		1151A	72200003456
	1151B			1151B	
Screw for barrel and train wheel bridge	Version	Reference	Screw for month indicator	Version	Reference
	1151A	72200003453/1		1151A	72200003456
	1151B			1151B	
Screw for pallet fork bridge	Version	Reference	Screw for balance bridge	Version	Reference
	1151A	72200003453/1		1151A	72200003457/1
	1151B			1151B	
Screw for bridge for automatic device	Version	Reference	Special components for version with moon phase		
	1151A	72200003453/1			
	1151B				
Screw for lock	Version	Reference	Spring jumper phase		
	1151A	72200003453/1			
	1151B				
Screw for minute counter jumper	Version	Reference	Version	Reference	
	1151A	72200003453/1		1151A	72211502592
	1151B			-----	
Screw for chronograph bridge	Version	Reference	Phase corrector	Version	Reference
	1151A	72200003453/1		1151A	72211502590
	1151B			-----	
Screw for ratchet wheel	Version	Reference	Phase jumper	Version	Reference
	1151A	72200003454/1		1151A	72211502588
	1151B			-----	
Screw for crown wheel core	Version	Reference	Moon phase indicator	Version	Reference
	1151A	72200003454/1		1151A	72211502587*
	1151B			-----	
Screw for operating spring lever	Version	Reference			
	1151A	72200003454/1			
	1151B				
Screw for calendar platform	Version	Reference			
	1151A	72200003454/1			
	1151B				
Screw for chronograph cam	Version	Reference			
	1151A	72200003455/1			
	1151B				
Screw operating lever, 2 functions	Version	Reference			
	1151A	72200003455/1			
	1151B				



1.0 Description of chronograph system



2.0 Chronograph setting

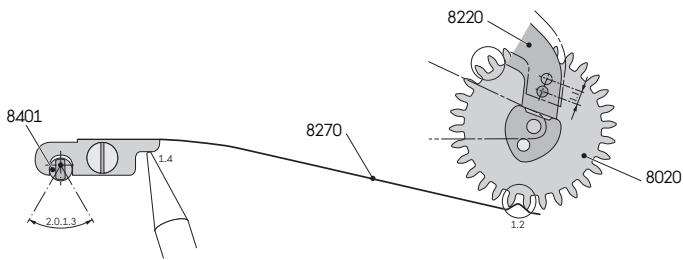
Control and adjustment of the minute counting-wheel

Set the teeth penetration according to the figure below using the eccentric (8401).

Check (after setting) on a complete revolution of the chronograph wheel (8000).

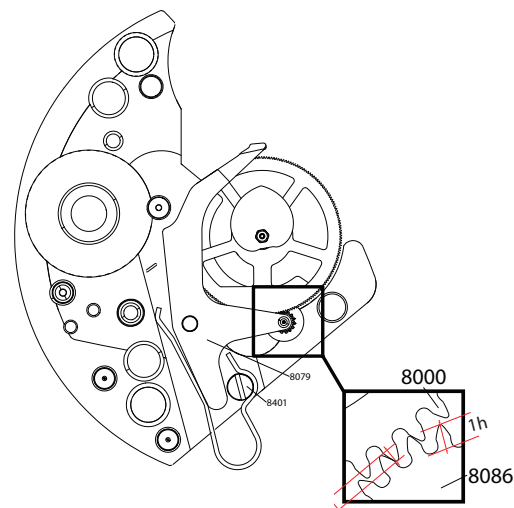
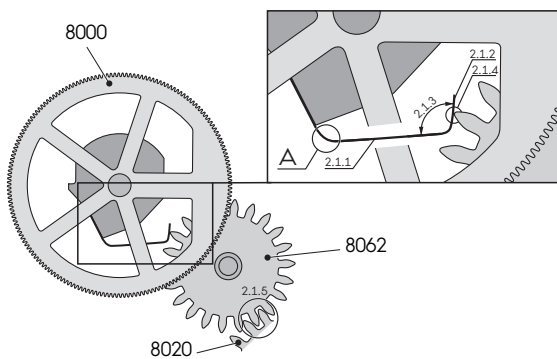
The control and adjustment of the minute counting-wheel position is made in chronological order as explained on the following lines:

- 2.1 Move the hammer (8220) backwards...
- 2.2 ...and control the synchronization of the position of the minute counter jumper (8270) with the minute counting-wheel (8020).
- 2.3 If the minute counting-wheel moves left or right when moving back the hammer, the position of the eccentric must be modified.
- 2.4 The minute counter jumper must have contact with the bridge to assure the correct tension.



3.0 Control and adjustment of the position of the chronograph wheel finger

- 3.1 Control that the long part of the finger is absolutely straight. If not, the finger shape must be modified with a small tweezer.
- 3.2 Control that the finger impulse face is straight as well.
- 3.3 Control that the angle of the finger is between 90 - 100 degree.
- 3.4 The penetration of the finger with the driving wheel (8062) can be adjusted in point A. It should not be deeper than the catch up of the minute counting-wheel and the driving wheel gear.



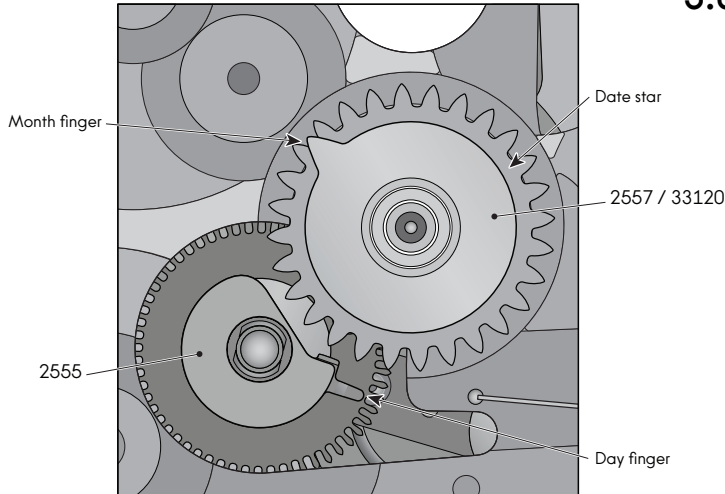
4.0 Chronograph wheel gearing setting with oscillating pinion

- 4.1 The gear penetration between the oscillating pinion (8086) and the chronograph wheel (8000) must be 1/3 of the length of the chronograph teeth.



5.0 Assembling the calendar mechanism

Position the calendar driving wheel (2555) according to the following figure. This makes it possible to proceed with fitting the date star-wheel (2557).



Regulate the position of the date corrector no. 2566 with the help of the regulating eccentric. Verify the passage of the moon phase corrector No 2590 over one full turn of the wheel.

Check the passage of the day finger between the date star and the month finger.

Check the force of the moon phase jumper spring No 2588 and the force of the moon phase yoke spring No 2589; these should correspond to the values indicated in the figures below.

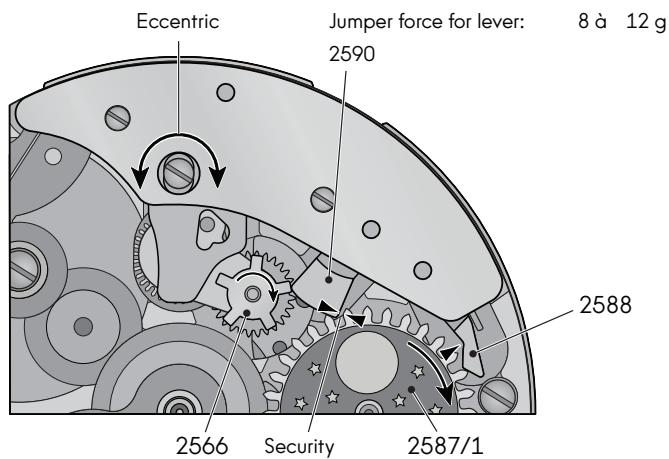
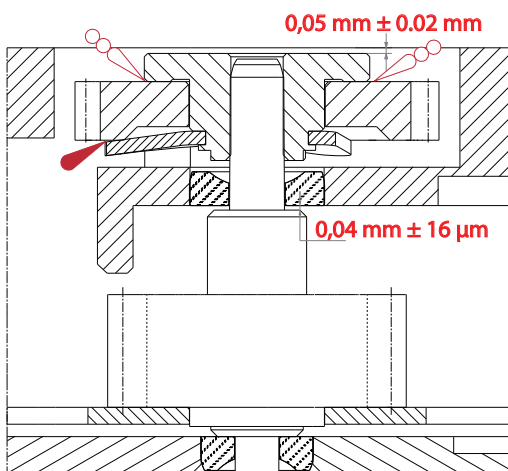


Fig. 6.0



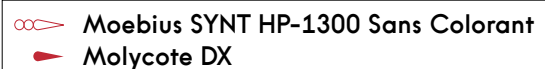
6.0 Driver cannon pinion assembly and disassembly

6.0.1 Driving cannon pinion assembly ref. 240

Once fitted, check the play of the first wheel.

6.0.2 Driving cannon pinion disassembly ref. 240

Remove driving cannon pinion assembly gently using levers for removing hairspring collets ref. 5022500011.




7.0 Runners for hand setting and hand setting force









Description	Movement holder for hand setting	No. of runners for hand setting	Minimum force (N)	Maximum force (N)	Support (jewel)
Hand for date	507 0018	8	10	40	no
Hour hand		6	10	40	no
Hand 24H		2	10	30	no
Minute hand		2	10	40	no
Hand for chrono second		1	30	50	yes
Hand for hour counter		1	10	20	no
Hand for minute counter		1	10	30	yes
Hand for small second		1	10	30	no

8.0 Epilam coating

8.1 Partial epilame coating

Description	Reference	
Pallet fork **	710ET	

8.2 Components that should not be epilam-treated after cleaning

Description	Reference	
Balance fitted on balance bridge	721ET + 1214RB	
Balance complete ETACHRON	721ET	
Shock-absorber, upper *	3004	
Shock-absorber, lower *	3005	
Pallet bridge	125RB	
Barrel complete***	182	
Slipping mainspring	771	
Reversing wheel	1488	

*Do not treat the shock-absorber settings with epilam; the cap jewels should however be treated.

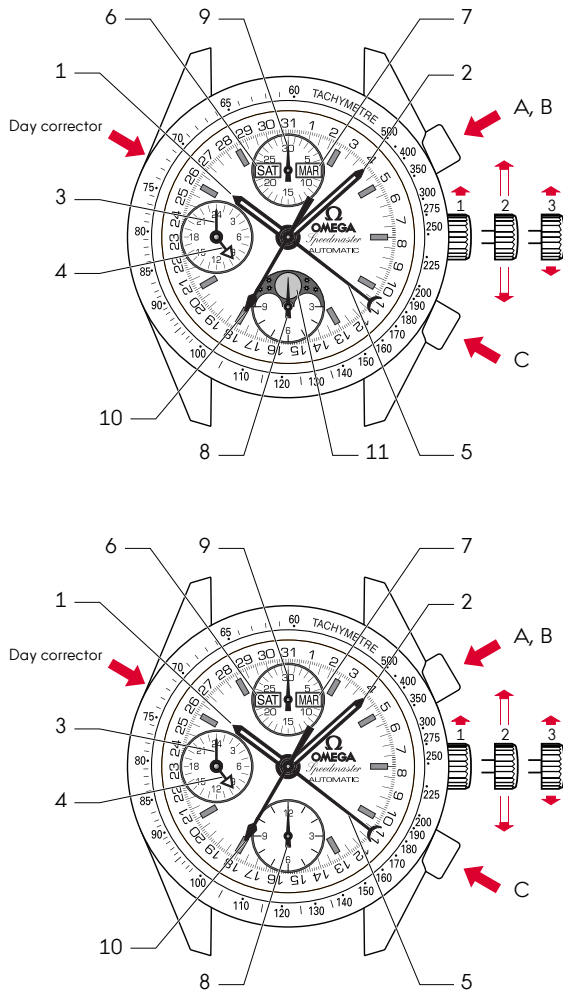
** Pallet fork: Steep only the two gathering pallets in epilame.

***Do not treat the complete barrel with epilam, only the drum, cover and arbour separately.

For additional information see [Working Instructions No 27](#).



Fig. 9.0



9.0 Crown functions

Description

- A: Start
- B: Stop
- C: Reset to zero (only after stopping)

Description:

1. Hour hand
2. Minute hand
3. Second hand
4. 24 hours hand
5. Date hand
6. Day indicator
7. Month indicator
8. Hour counter
9. Minute counter
10. Second counter
11. Indication with moon phase

The crown has 3 positions:

1. **Normal position**, wearing position: the crown ensures that the watch is water-resistant.

Occasional winding: if the watch has not been worn for 44 hours or more, wind it up with the crown in position 1.

2. **Correcting the date:** pull the crown out to position 2, turn the crown forwards, then push the crown back to position 1.

NB: correction not possible between 21H and 4 o'clock.

Correcting the day: press the corrector at 10 o'clock.

Correcting the month: automatic each time the date hand passes 31.

3. **Time setting:** hours - minutes - seconds. Pull the crown out to position 3. The seconds hand will stop. Turn the crown forwards or backwards. Synchronise the seconds by pushing the crown back to position 1 to coincide with a given time signal.

10.0 Technical data

10.1 Winding time on Cyclotest (4 rpm)

Complete winding takes 6 hours 20 minutes (movement stopped before the winding, stem in position 3).

10.2 Instantaneous rate

10.2.1 Check of instantaneous rate

Please consult [Working Instructions 5](#) and [28](#) for instructions and tolerances.



Modifications of Technical Guide versions for Calibre 1151

Technical Guide versions				
First version:	15.07.2004	Version A	Made by:	Pelrom
Second version:	--.--.--	Version B		
Third version:	03.09.2007	Version C		
Forth version:	06.05.2009	Version D		
Last version:	22.01.2010	Version E		

Modifications of Technical Guide version D	
Old version (C)	New version (D)
	Update of exploded views Update of the lubrication points Diverse Information

Modifications of Technical Guide version E	
Old version (D)	New version (E)
Update of exploded views Update of the lubrication points Diverse Information	Update of exploded views Add of hyperlinks

