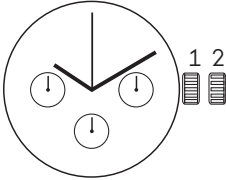
	Technical Guide		TG-19-C-030-E		F
	Made by: selrom	Date: 04.08.2015	3	Modifications: see last page	

CALIBRE 1861

	Version A
<p>12''' Ø 27 mm</p>	
Height of movement	6.87 mm
Power reserve	48 h
Number of jewels	18
Frequency	3 Hz (21'600 A/h)



OMEGA chronograph movement. Rhodium plated,
Minute counter at 3h, hour counter at 6h and small seconds at 9h.

Calibre 1861

1-25

General Information for Calibre 1861

3

For the following information, see document «General information for Calibres 860, 861, 863, 864, 865, 866, 867, 910, 911, 920, 930, 1861, 1863, 1866 and 1867» / Hand fitting height

3
3
3
3

Fitting stages for Calibre 1861

4-17

- Assembly of mechanism 1
- Assembly of mechanism 2
- Assembly of mechanism 3
- Barrel fitting and wheel train 1
- Pre-assembly of barrel bridge and wheel train bridge
- Assembly of escape wheel bridge + Co-Axial wheel
- Assembly of pallet fork, pallet fork bridge and balance bridge
- Assembly of mechanism 4
- Assembly of mechanism 5
- Assembly of mechanism 6
- Assembly of mechanism 7
- Assembly of mechanism 8
- Assembly of mechanism 9
- Assembly of mechanism 10

4
5
6
7
8
9
10
11
12
13
14
15
16
17

Spare parts list for Calibre 1861

18-24

- Spare parts list for calibre
- Spare parts list for calibre
- Spare parts list for calibre
- Spare parts list for calibre
- Spare parts list for calibre
- Spare parts list for calibre
- Spare parts list for calibre
- Spare parts list for calibre 1861/H4

18
19
20
21
22
23
24

Modifications of Technical Guide versions for Calibre 1861

25

General information for calibre 1861

For the following information, see document
«General information for Calibres 860, 861, 863, 864, 865,
866, 867, 910, 911, 920, 930, 1861, 1863, 1866 and 1867»:








- Correction of the date
- Complete balance bridge and chronograph bridge
- Instantaneous rate
- Special lubrication
- Lubricants
- Runners for hand setting and hand setting force
- Cleaning and epilame-coated procedure
- Components that should not be epilame-treated
- For more information, please consult respective
Technical Guides
- Dismantling
- Mandatory tools
- Program list for timing machines
- Checks of endshake
- Controls during assembly
- Controls and adjustments after assembly
- Checking the accordment / Checking the position of
finger-piece
- Checking the isolator of the blocking lever / Checking the
lifting of the hammer / Checking the functions of the hour
counter
- Information on spare-parts specific on the case type
- Instantaneous rate / Adjustment of the rate /

Hand fitting height (refer to the spare parts lists)



Components marked with an asterisk (*) are available in
different versions (colour, height).


Fitting stages for calibre 1861 - Assembly of mechanism 1


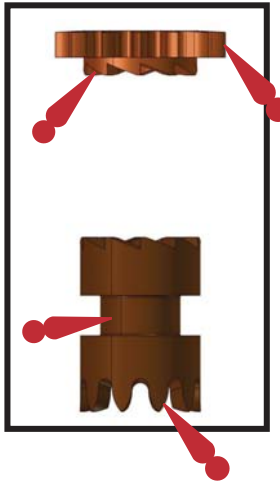
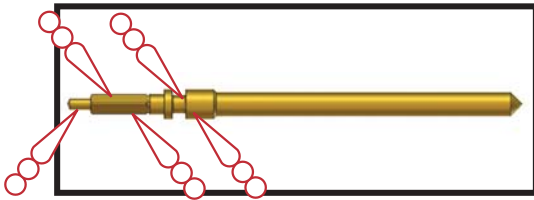
1.0 Parts for assembly

Movement holder	Winding pinion	Clutch wheel	Winding stem	Setting lever, pre-assembled	Screw for setting lever	Yoke	Yoke spring
Ref. 506 0120	①	②	③	④	⑤	⑥	⑦
	Ref. 1108	Ref. 1107	Ref. 9006	Ref. 1109	Ref. 2417 (1x)	Ref. 1111	Ref. 1112
							
-----	-----	-----	-----	-----	-----	-----	-----

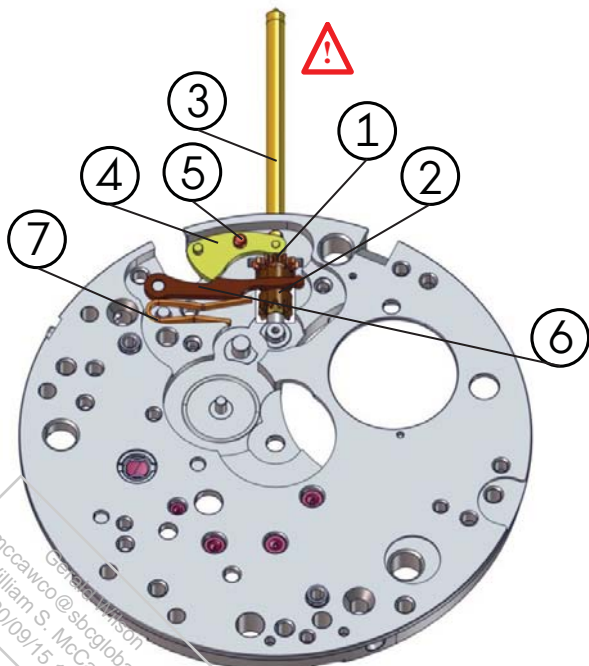
2.0 Pre-lubrication

 Moebius SYNT-HP-1300 Sans Colorant
 Moebius 9504





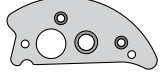

 Removal of the stem is done in crown position 1






3.0 Order of assembly

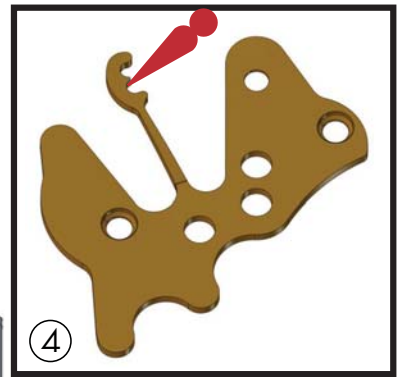

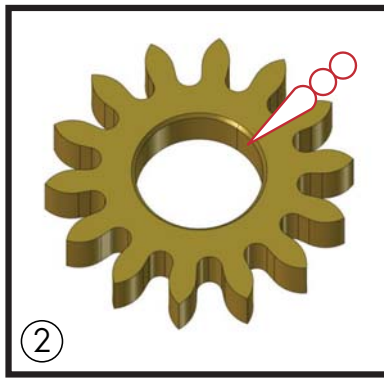
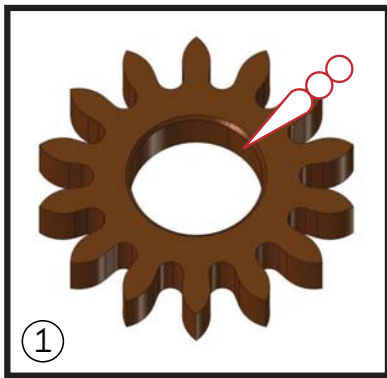


1.0 Parts for assembly

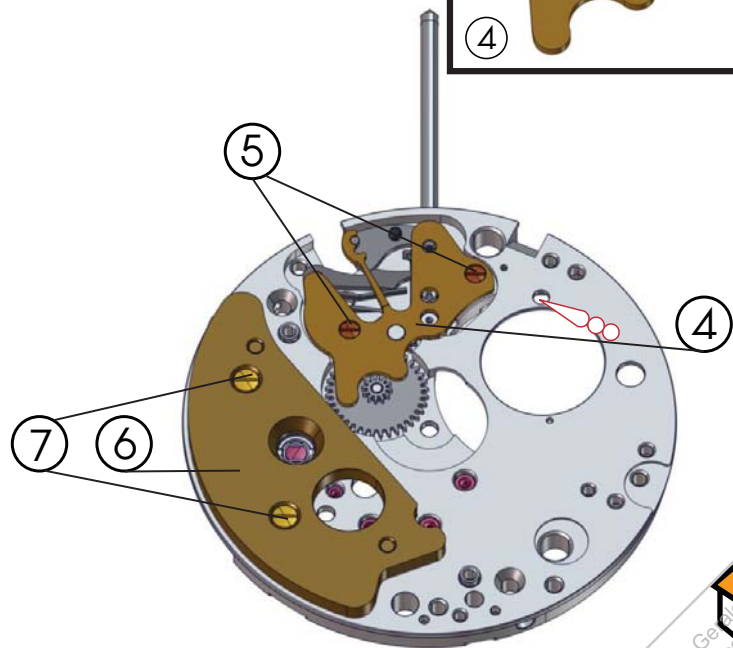
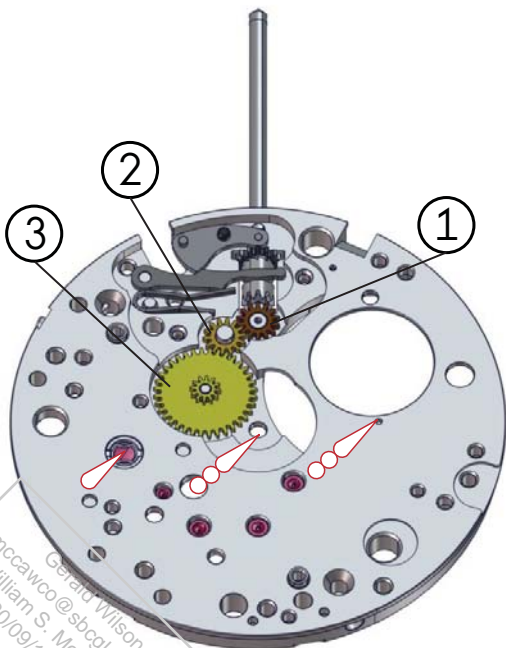
Movement holder	Motion work setting lever	Minute wheel	Setting lever spring	Screw for setting lever spring	Dial support bridge	Screw for dial support bridge
Ref. 506 0120	① + ②	③	④	⑤	⑥	⑦
	Ref. 1113	Ref. 1246	Ref. 1110	Ref. 2504 (2x)	Ref. 1776RB	Ref. 2351 (2x)
						

2.0 Pre-lubrication

-  Moebius SYNT-HP-1300 Sans Colorant
-  Moebius SYNT-A-LUBE 9010
-  Moebius 9504



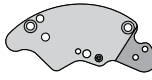




3.0 Order of assembly



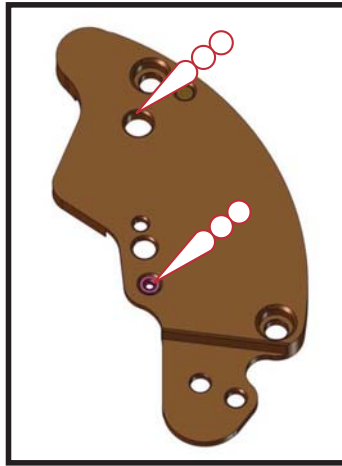
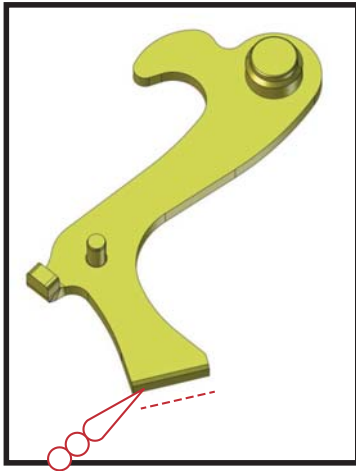
Fitting stages for calibre 1861 - Assembly of mechanism 3

1.0 Parts for assembly

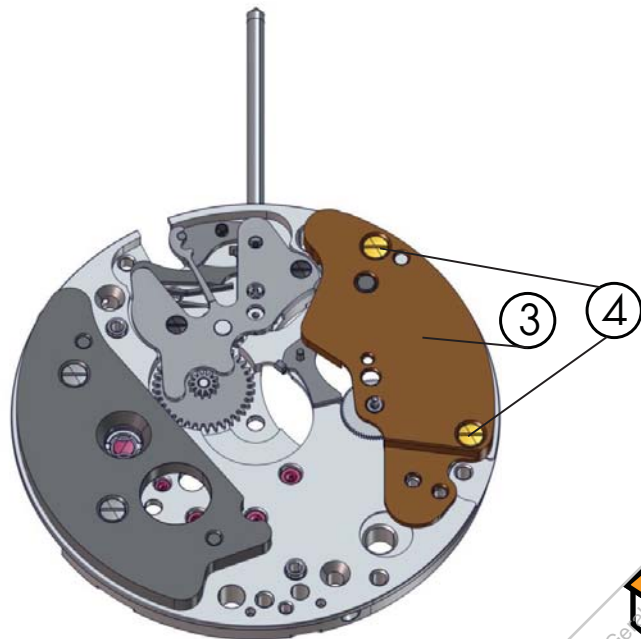
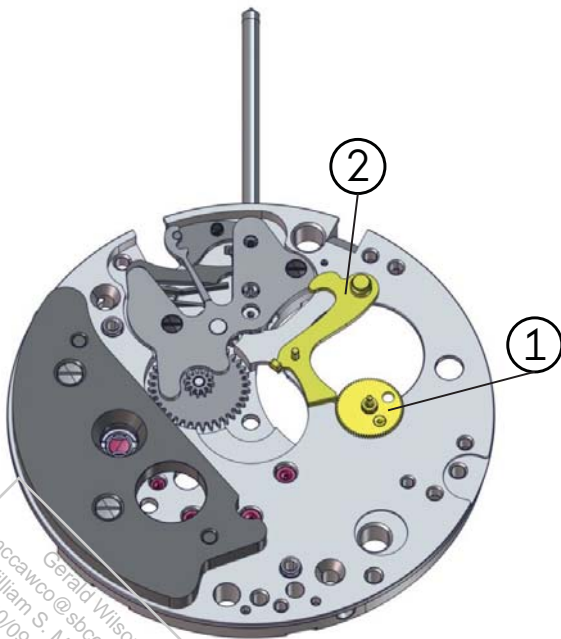
Movement holder	Hour counting wheel H1, monted	Hour hammer, mounted	Hour-recorder bridge rhodium, pre-assembled	Screw for hour-recorder bridge
Ref. 506 0120	①	②	③	④
	Ref. 1788	Ref. 1783	Ref. 1775RB	Ref. 2351 (2x)
				
		-----	-----	

2.0 Pre-lubrication

 Moebius SYNT-HP-1300 Sans Colorant











3.0 Order of assembly



Fitting stages for calibre 1861 - Barrel fitting and wheel train 1

1.0 Parts for assembly

Movement holder	Barrel yellow, complete	Ratchet wheel	Fourth wheel	Third wheel	Centre wheel
Ref. 506 0120	①	②	③	④	⑤
	Ref. 1200	Ref. 1100	Ref. 1243	Ref. 1240	Ref. 1216
					
	-----	-----			

2.0 Pre-lubrication


 Moebius SYNT-HP-1300 Sans Colorant



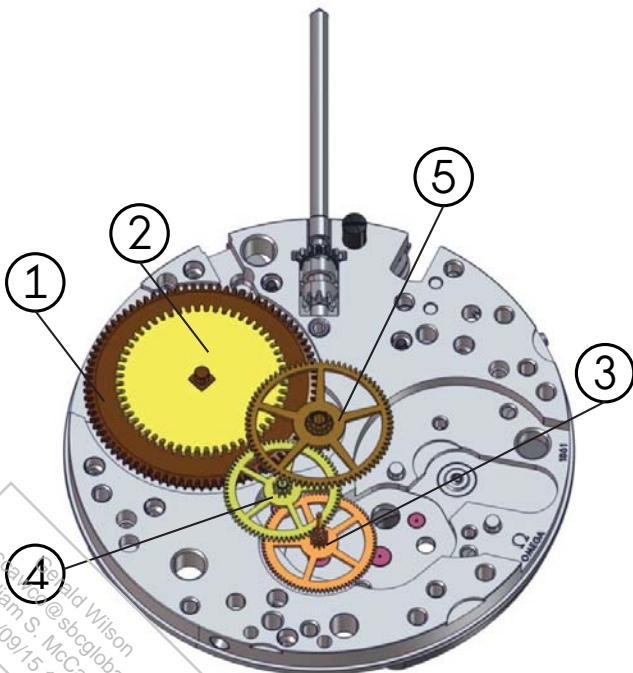
New barrels have been pre-lubricated



Barrel lubrication:
Fourth wheel lubrication:
Please refer to [Working Instruction No 40](#)












3.0 Order of assembly







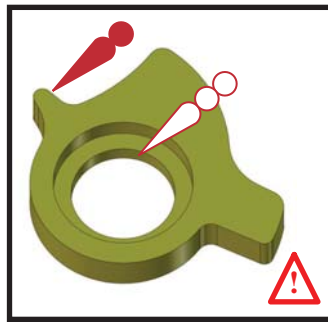
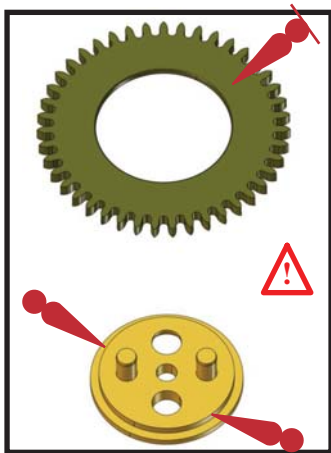
Fitting stages for calibre 1861 - Pre-assembly of barrel bridge and wheel train bridge

1.0 Parts for assembly

Movement holder	Crown wheel	Crown wheel core	Screw for crown wheel core	Click	Screw for click	Barrel bridge Rh, pre-assembled	Screw for barrel bridge	Click spring	Screw for click spring
Ref. 506 0120	①	②	③	④	⑤	⑥	⑦	⑧	⑨
	Ref. 1101	Ref. 1102	Ref. 2510 (1x)	Ref. 1104	Ref. 2345 (1x)	Ref. 1002RB	Ref. 2033 (3x)	Ref. 1105	Ref. 2346 (1x)
									

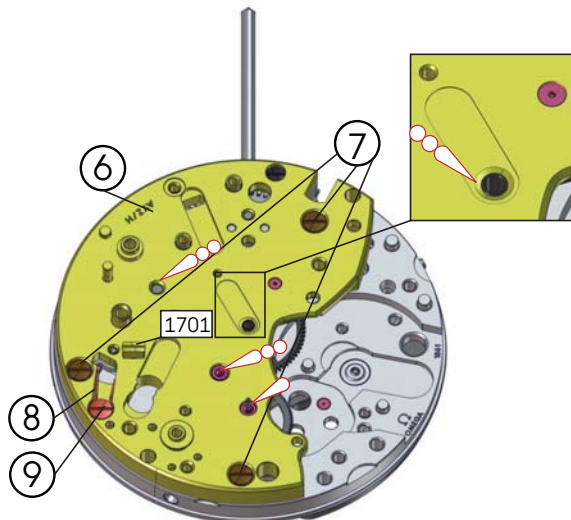
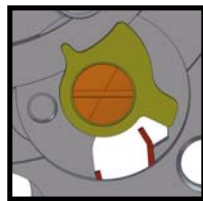
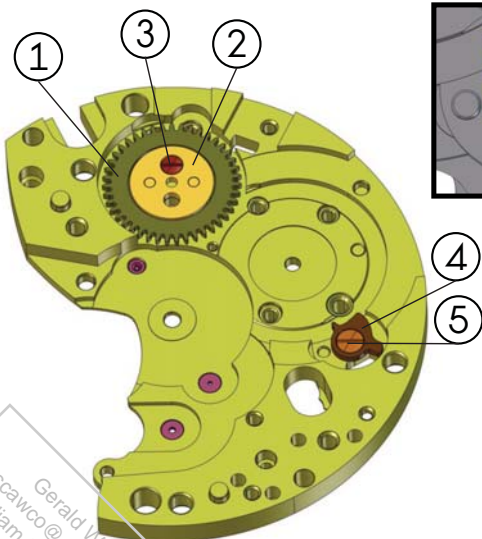
2.0 Pre-lubrication

-  Moebius SYNT-HP-1300 Sans Colorant
-  Moebius SYNT-A-LUBE 9010
-  Moebius 9504
-  Moebius 9504








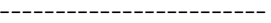

⚠ Do not assemble upside down !

3.0 Order of assembly

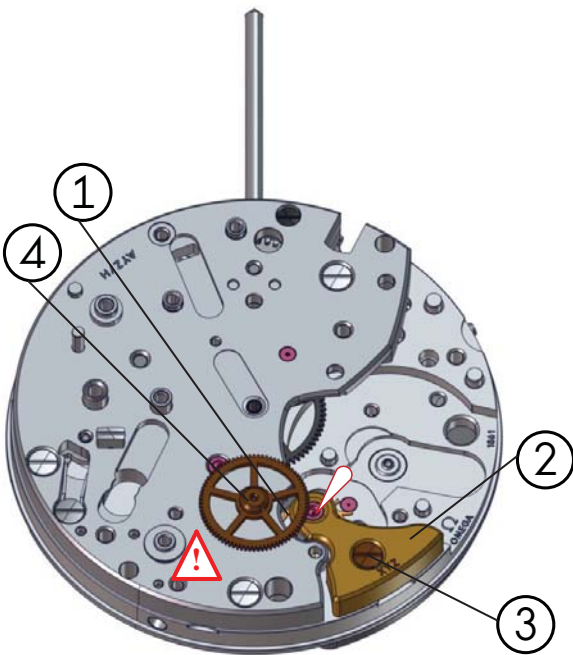




Fitting stages for calibre 1861 - Assembly of escape wheel bridge


1.0 Parts for assembly


Movement holder	Escape wheel	Escape wheel bridge Rh, with n°	Screw for escape wheel bridge	Driving wheel chronograph
Ref. 506 0120	①	②	③	④
	Ref. 1305	Ref. 1004RB	Ref. 2033 (1x)	Ref. 1710
				
				

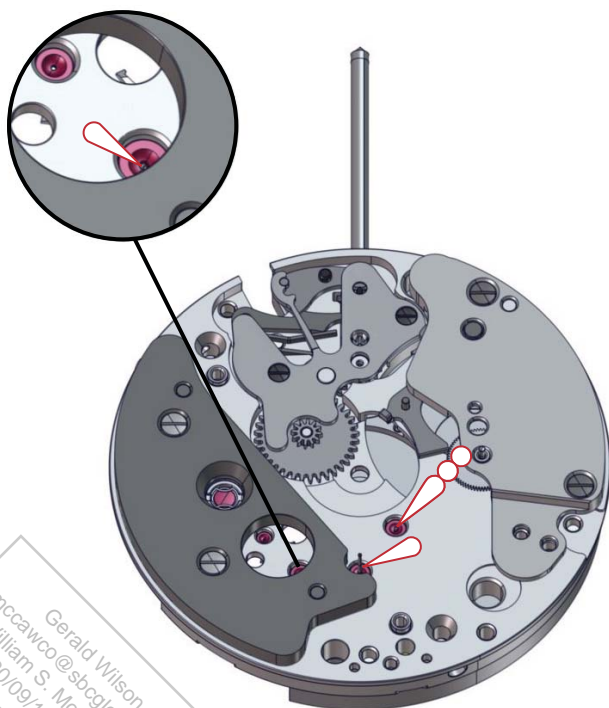
2.0 Order of assembly



-  Moebius SYNT-A-LUBE 9010
-  Moebius SYNT-HP-1300 Sans Colorant




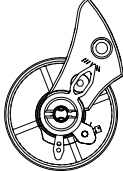

 **Escapement lubrication:**
Please refer to [Working Instruction No 40](#)

 **Driving wheel chronograph:**
Check the height of the fitted wheel with the Coupling yoke, assembled Ref. 1724 + the endshake of wheel ref. 1710





Fitting stages for calibre 1861 - Assembly of pallet fork, pallet fork bridge and balance bridge

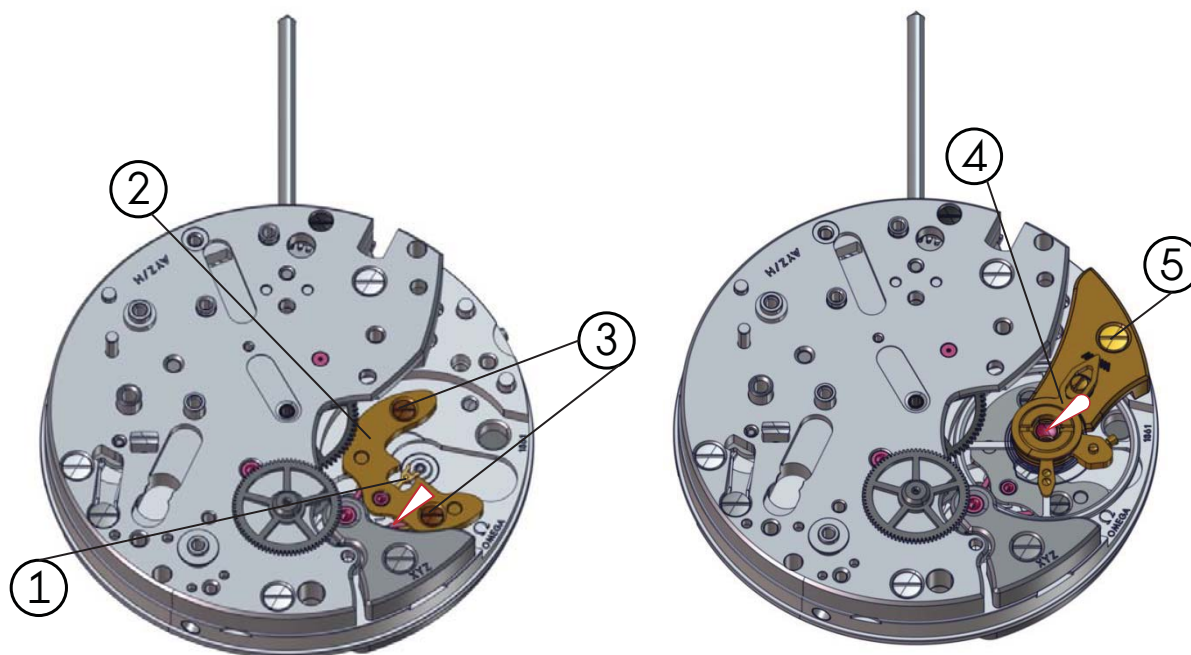
1.0 Parts for assembly

Movement holder	Pallet fork	Pallet bridge, Rh pre-assembled	Screw for pallet bridge	Balance bridge Rh, pre-assembled	Screw for balance bridge
Ref. 506 0120	①	②	③	④	⑤
	Ref. 1316	Ref. 1005RB	Ref. 2224 (2x)	Ref. 1030RB	Ref. 2033 (1x)
					
-----	-----	-----	-----	-----	-----












2.0 Order of assembly

-  Moebius SYNT-A-LUBE 9010
-  Moebius 9415




 **Escapement lubrication:**
Please refer to [Working Instruction No 40](#)

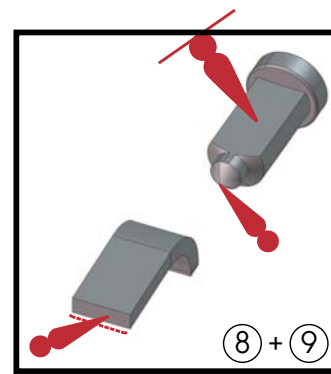
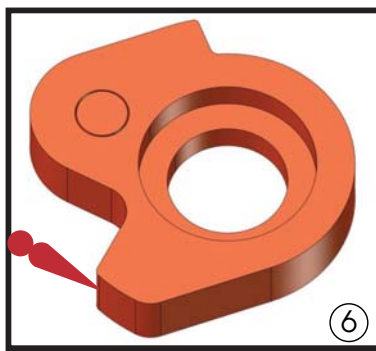
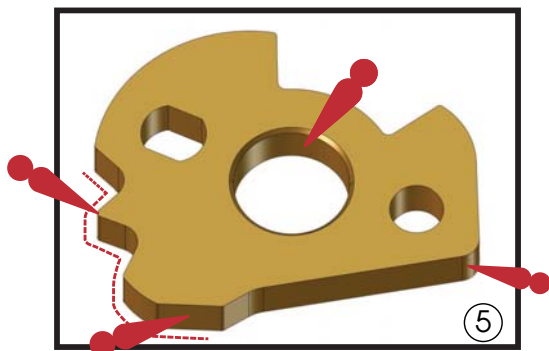


1.0 Parts for assembly


Movement holder	Blocking lever spring	Stem-bolt for hammer	Stem-bolt spring for hammer	Cam jumper	Lower cam for coupling clutch	Upper cam for hammer	Screw for cam	Hour hammer operating lever	Pusher stem for zero action	Screw for pusher stem for zero action
Ref. 506 0120	①	②	③	④	⑤	⑥	⑦	⑧	⑨	⑩
	Ref. 1733	Ref. 1759	Ref. 1752	Ref. 1845	Ref. 1843	Ref. 1844	Ref. 2545P (1x)	Ref. 1784	Ref. 093STXXX	Ref. 2352 (1x)
										
	-----	-----	-----	-----	-----	-----	-----		-----	-----

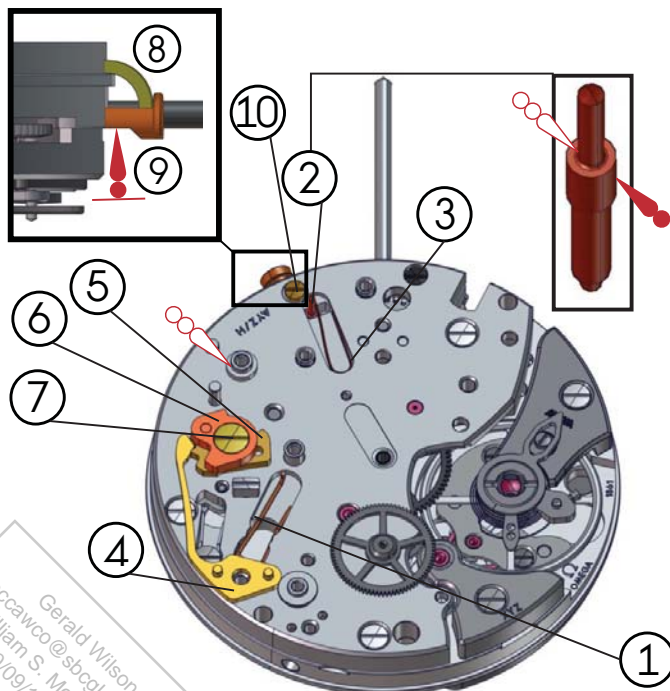
2.0 Pre-lubrication

-  Moebius 9504
-  Moebius 9504
-  Moebius SYNT-HP-1300 Sans Colorant










3.0 Order of assembly

 Hour hammer ⑧ & Pusher stem for zero action ⑨ : See document «General Information for Calibres» [page 5](#).







 Do not assemble upside down!


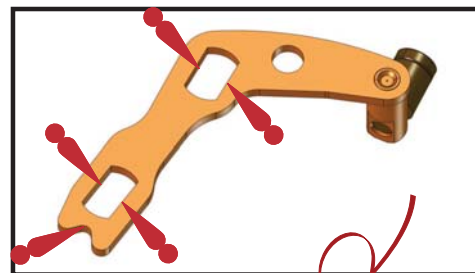
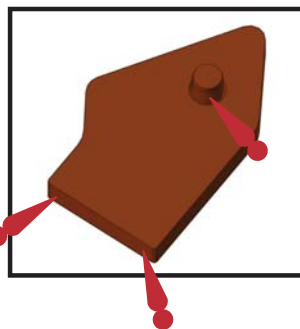
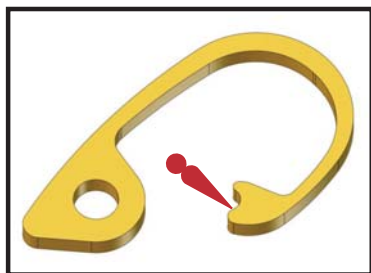
1.0 Parts for assembly

Movement holder	Kit operating lever mounted	Screw for kit operating lever mounted	Connecting lever	Operating lever spring	Operating lever yoke	Screw for operating lever yoke	Chronograph runner friction spring	Screw for chronograph runner friction spring
Ref. 506 0120	①	②	③	④	⑤	⑥	⑦	⑧
	Ref. 999	Ref. 2544 (2x)	Ref. 1840	Ref. 1842	Ref. 1841	Ref. 2544 (2x)	Ref. 1735 (1x)	Ref. 2237 (1x)
	*							
	-----		-----	-----	-----		-----	

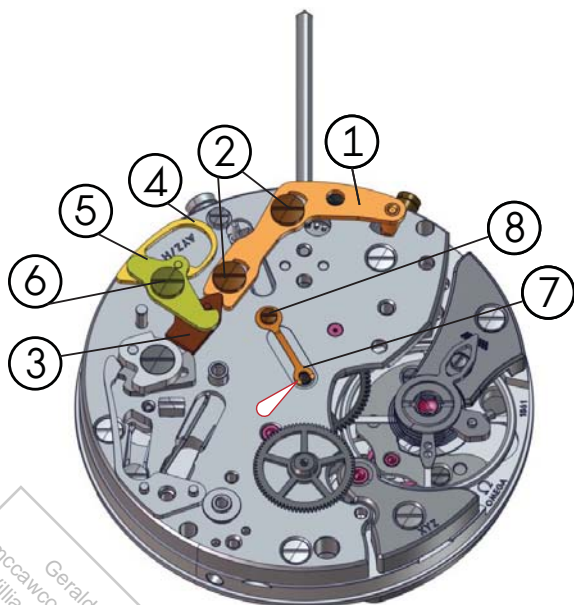
2.0 Pre-lubrication

-  Moebius SYNT-HP-1300 Sans Colorant
-  Moebius 9504
-  Moebius 9504
-  Moebius SYNT-A-LUBE 9010

* For more information see document «General information for Calibres 1861 and family» on page 22.









3.0 Order of assembly





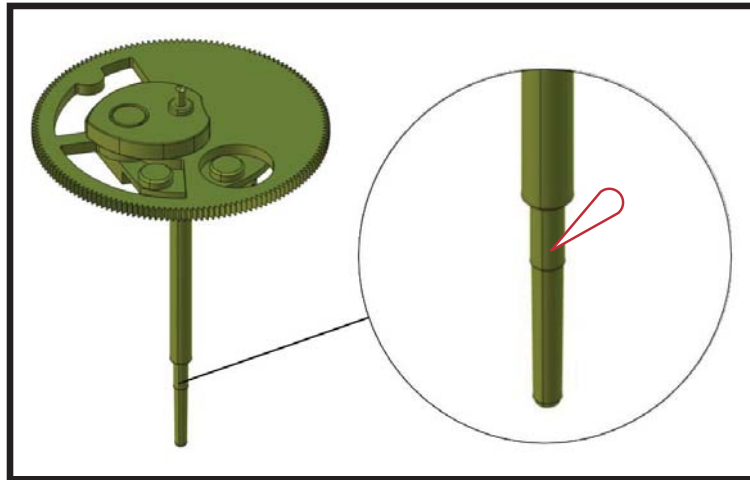
Fitting stages for calibre 1861 - Assembly of mechanism 6


1.0 Parts for assembly

Movement holder	Minute-counting wheel	Minute counting intermediate wheel	Chronographe wheel
Ref. 506 0120	①	②	③
	Ref. 1708	Ref. 1714	Ref. 1705
			
			

2.0 Pre-lubrication

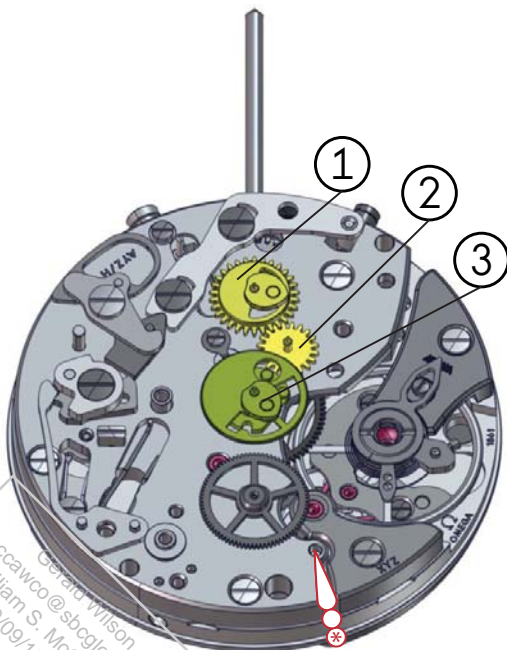
-  Moebius SYNT-A-LUBE 9010
-  Moebius SYNT-HP-1300 Sans Colorant



 For additional informations concern «CHECKS», see [General Information for Calibre](#) on page 4.

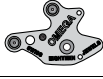





CHECKS. 1 + **CHECKS. 2**

3.0 Order of assembly






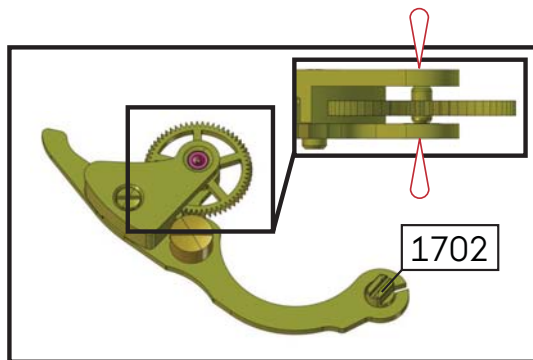
Fitting stages for calibre 1861 - Assembly of mechanism 7


1.0 Parts for assembly

Movement holder	Chronographe bridge, Rh	Screw for chronograph bridge	Blocking lever	Screw for blocking lever	Coupling yoke, assembled	Screw for coupling yoke
Ref. 506 0120	①	②	③	④	⑤	⑥
	Ref. 1037RB	Ref. 2033 (1x)	Ref. 1726V2	Ref. 2544 (1x)	Ref. 1724	Ref. 2548 (1x)
						

2.0 Pre-lubrication

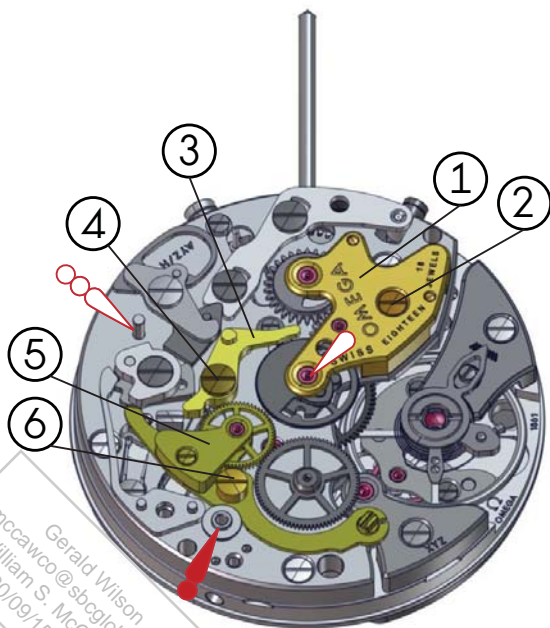
-  Moebius SYNT-A-LUBE 9010
-  Moebius SYNT-HP-1300 Sans Colorant
-  Moebius 9504



 For additional informations concern the «CHECKS», see [General Information for Calibre](#) on page 4.








CHECK 3 + **CHECK 4**

3.0 Order of assembly





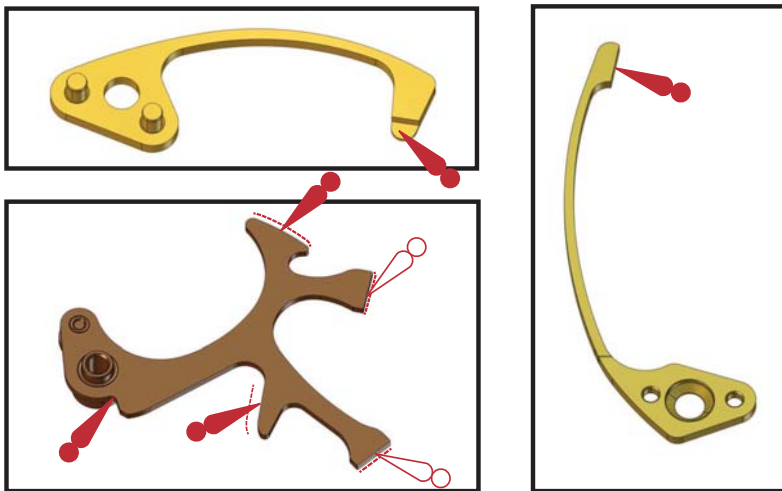
Fitting stages for calibre 1861 - Assembly of mechanism 8

1.0 Parts for assembly

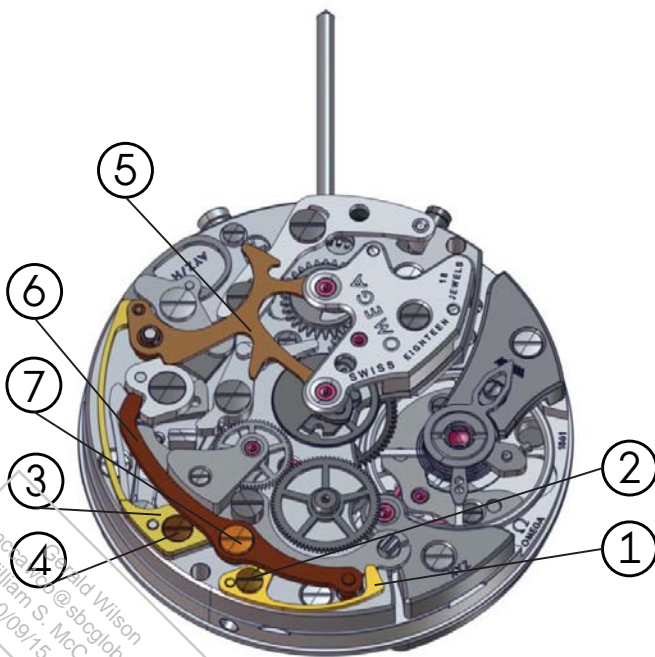
Movement holder	Coupling clutch spring	Screw for coupling clutch spring	Hammer spring	Screw for hammer spring	Hammer mounted	Hour recorder yoke, mounted	Screw for hour recorder yoke
Ref. 506 0120	①	②	③	④	⑤	⑥	⑦
	Ref. 1731	Ref. 2549 (1x)	Ref. 1734	Ref. 2355 (1x)	Ref. 1728	Ref. 1774	Ref. 2354 (1x)
							

2.0 Pre-lubrication

 Moebius 9504
 Moebius SYNT HP-500









3.0 Order of assembly





Fitting stages for calibre 1861 - Assembly of mechanism 9

1.0 Parts for assembly

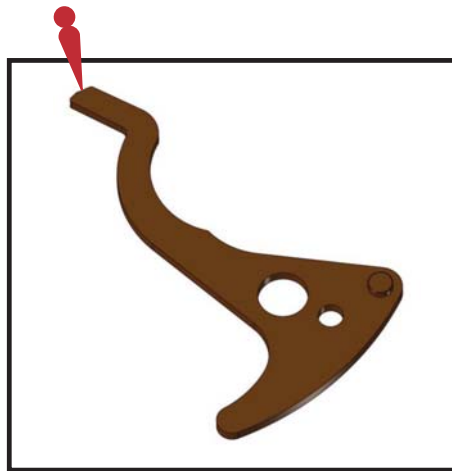

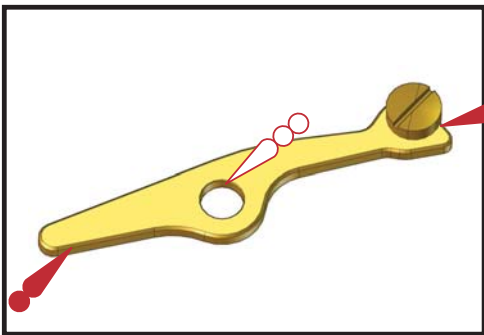
Movement holder	Hour counter lock	Screw for hour counter lock	Switch, mounted	Screw for switch	Hour counter lock spring	Screw for hour counter lock spring
Ref. 506 0120	①	②	③	④	⑤	⑥
	Ref. 1750	Ref. 2357 (1x)	Ref. 1779	Ref. 2353 (1x)	Ref. 1793	Ref. 2350 (1x)
						

2.0 Pre-lubrication

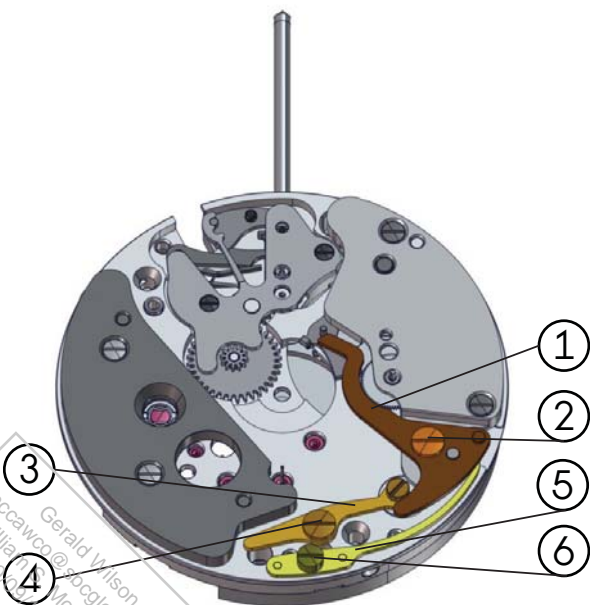
 Moebius SYNT-HP-1300 Sans Colorant
 Moebius 9504

 For additional informations concern the «CHECKS», see [General Information for Calibre](#) on page 4.

CHECK 5












3.0 Order of assembly





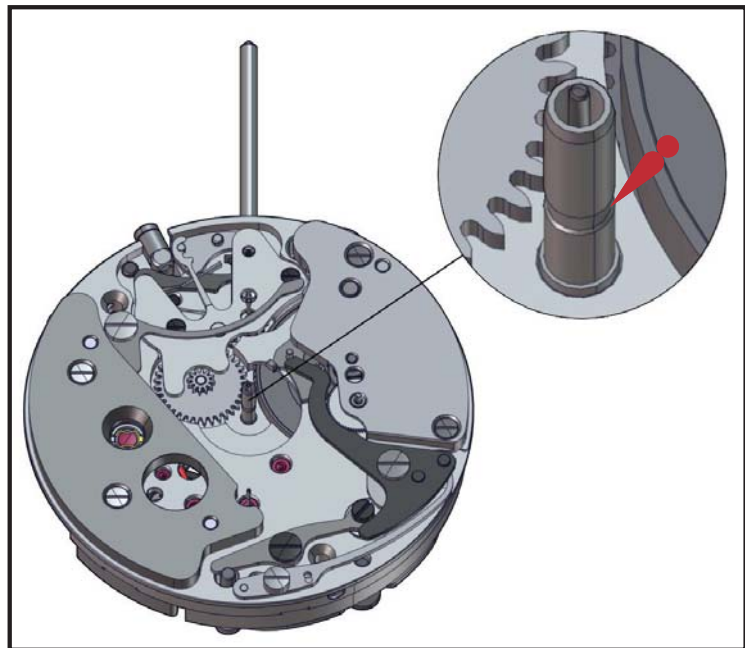
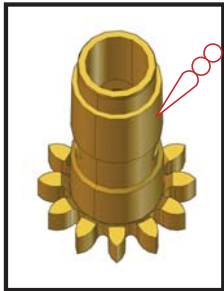
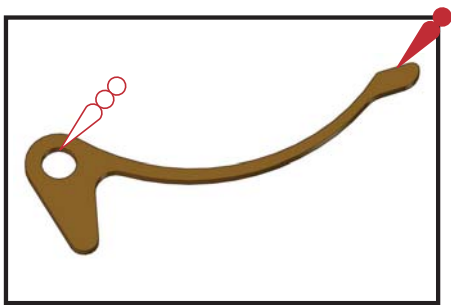
Fitting stages for calibre 1861 - Assembly of mechanism 10

1.0 Parts for assembly

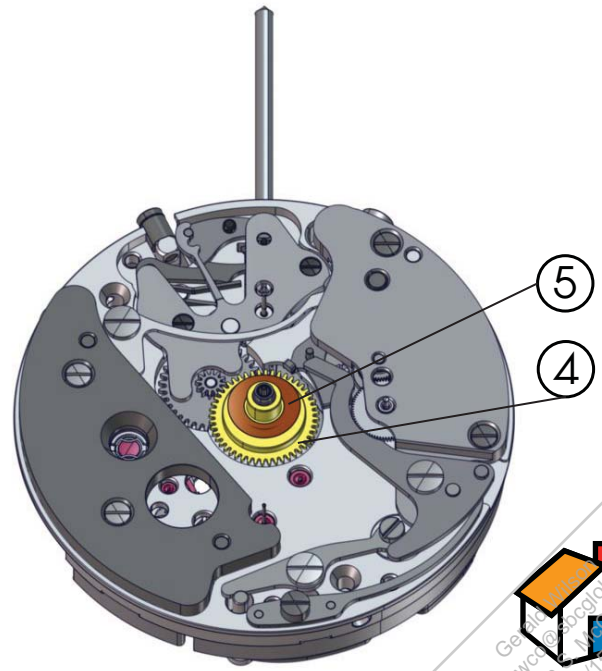
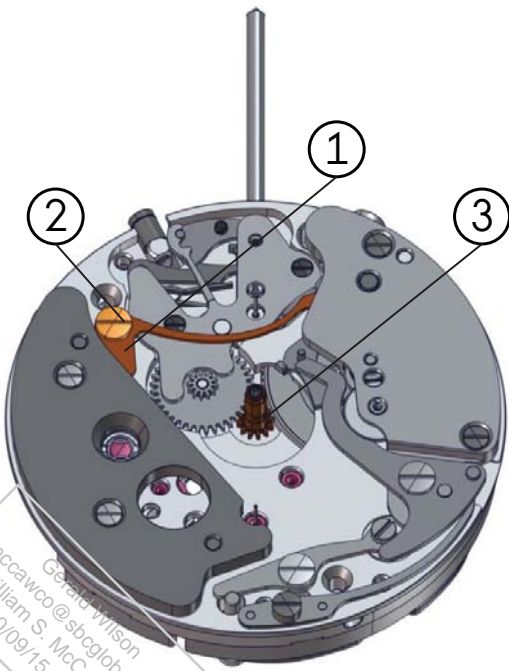
Movement holder	Hour hammer spring	Screw for hour hammer spring	Cannon pinion	Hour wheel	Hour wheel friction spring
Ref. 506 0120	①	②	③	④	⑤
	Ref. 1794	Ref. 2353 (1x)	Ref. 1218	Ref. 1231	Ref. 1298
					
					

2.0 Pre-lubrication

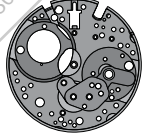

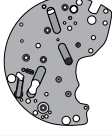




















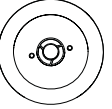
-  Moebius SYNT-HP-1300 Sans Colorant
-  Moebius 9504



3.0 Order of assembly









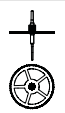

















Spare parts list for Calibre 1861











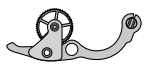
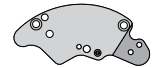

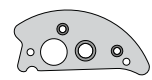












Main plate rhodium, pre-assembled	Version	Reference	Clutch wheel	Version	Reference
	1861	72218611000RB		1861	72208601107
Barrel bridge rhodium, pre-assembled	Version	Reference	Winding pinion	Version	Reference
	1861	72218611002RB		1861	72208601108
Escape wheel bridge rhodium with No	Version	Reference	Setting lever, pre-assembled	Version	Reference
	1861	72218611004RB		1861	72208601109
Pallet bridge rhodium, pre-assembled	Version	Reference	Setting lever spring	Version	Reference
	1861	72218611005RB		1861	72208601110
Balance bridge rhodium, pre-assembled	Version	Reference	Yoke	Version	Reference
	1861	72218611030RB		1861	72203201111
Chronograph bridge rhodium, pre-assembled	Version	Reference	Yoke spring	Version	Reference
	1861	72218611037RB		1861	72203201112
Ratchet wheel	Version	Reference	Motion work setting wheel	Version	Reference
	1861	72203201100		1861	72208601113
Crown wheel	Version	Reference	Barrel yellow, complete	Version	Reference
	1861	72208601101		1861	72208611200
Crown wheel core	Version	Reference	Barrel arbor	Version	Reference
	1861	72208601102		1861	72208611204
Click	Version	Reference	Mainspring	Version	Reference
	1861	72203201104		1861	72208601208
Click spring	Version	Reference	Manual barrel drum yellow	Version	Reference
	1861	72203201105		1861	722086120040J
Winding stem	Version	Reference	Manual barrel cover yellow	Version	Reference
	1861	102ST9006		1861	722086120050J

The components appropriate for the calibres are in blue.

Spare parts list for Calibre 1861































Centre wheel	Version	Reference	Regulator corrector	Version	Reference
	1861	72208611216		1861	72207101339
Cannon pinion	Version	Reference	In-settings upper and lower	Version	Reference
	1861	H1: 72208611218 H4: 72218663108004		1861	72208601341
Hour wheel	Version	Reference	Cap jewel for balance upper and lower	Version	Reference
	1861	H1: 72208611231 H4: 72218663301004		1861	72208601342
Third wheel	Version	Reference	End-piece holder upper	Version	Reference
	1861	72203201240		1861	72208601344
Fourth wheel	Version	Reference	Shock-absorber, main plate side	Version	Reference
	1861	H1: 72208611243 H4: 72218663002704		1861	72208601346/J
Minute wheel	Version	Reference	Shock-absorber, balance bridge side	Version	Reference
	1861	72203201246		1861	72208601347/J
Hour wheel friction spring	Version	Reference	End-piece holder lower	Version	Reference
	1861	72203201298		1861	72208601350
Escape wheel	Version	Reference	Stud support rhodium, new version	Version	Reference
	1861	72208601305		1861	722086040200011
Pallet fork mounted	Version	Reference	Limiting eccentric for coupling clutch	Version	Reference
	1861	72208601316		1861	72208601701
Balance yellow, new version	Version	Reference	Eccentric for pivoting of coupling clutch	Version	Reference
	1861	722086013271		1861	72208601702
Regulator pre-assembled	Version	Reference	Chronograph wheel, mounted	Version	Reference
	1861	72208601331		1861	H1: 72208611705 H4: 72218663501004
Regulator pointer	Version	Reference	Minute-counting wheel, mounted	Version	Reference
	1861	72208601332		1861	72208611708 72218663501204

Spare parts list for Calibre 1861

Driving wheel chronograph	Version	Reference	Stem-bolt spring hammer	Version	Reference
	1861	72203201710		1861	72208601752
Clutch wheel	Version	Reference	Stem-bolt for hammer	Version	Reference
	1861	7228601712		1861	72208611759
Minute counting intermediate wheel	Version	Reference	Minute-recording jumper, mounted	Version	Reference
	1861	72208601714		1861	72208601766
Clutch bridge, pre-assembled	Version	Reference	Minute-recorder jumper spring, assembled	Version	Reference
	1861	72218611716		1861	72208601767
Operating lever, mounted	Version	Reference	Hour recorder yoke, mounted	Version	Reference
	1861	72218611720		1861	72208611774
Coupling yoke, assembled	Version	Reference	Hour-recorder bridge rhodium, pre-assembled	Version	Reference
	1861	72218611724		1861	72218611775RB
Plastic blocking lever	Version	Reference	Dial support bridge, rhodium, pre-assembled	Version	Reference
	1861	72208601726V2		1861	72218611776RB
Hammer, mounted class +20 +25	Version	Reference	Clutch uncoupling eccentric	Version	Reference
	1861	72208601728		1861	72208611778
Coupling clutch spring	Version	Reference	Switch, mounted	Version	Reference
	1861	72208601731		1861	72208611779
Blocking lever spring	Version	Reference	Hour hammer, mounted	Version	Reference
	1861	72208601733		1861	72203211783
Hammer spring	Version	Reference	Hour hammer operating lever	Version	Reference
	1861	7228601734		1861	72208611784
Chronograph runner friction spring	Version	Reference	Hour counting wheel, mounted	Version	Reference
	1861	72208601735		1861	H1: 72203211788 H4: 72218663503004
Hour counter lock	Version	Reference	Driving pinion, mounted (hour recorder)	Version	Reference
	1861	72208611750		1861	72208611791














The components appropriate for the calibres are in blue.

Spare parts list for Calibre 1861

Friction spring for driving pinion	Version	Reference	Tapped foot for lower/upper cam	Version	Reference
	1861	72203211792		1861	72208618028
Hour counter lock spring	Version	Reference	Tapped foot for lock	Version	Reference
	1861	72208611793		1861	72208618338
Hour hammer spring	Version	Reference	Tapped foot for hour recorder yoke	Version	Reference
	1861	72208611794		1861	72208618339
Kit operating lever mounted	Version	Reference	Tapped foot for operating lever spring	Version	Reference
	1861	7221861999		1861	7220861T480120
Connecting lever, 2 functions	Version	Reference	Stud for hour hammer	Version	Reference
	1861	72208601840		1861	7220861T480180
Operating lever yoke	Version	Reference	Stud for hammer	Version	Reference
	1861	72208601841		1861	7220861T570265
Operating lever spring	Version	Reference	Pusher stem for zero action, (4,10 mm)	Version	Reference
	1861	72208601842		1861	093ST0015
Lower cal for coupling clutch	Version	Reference	Pusher stem for zero action R3, (4,45 mm)	Version	Reference
	1861	72208601843		1861	093ST0016
Upper cam for hammer	Version	Reference	Pusher stem for zero action, (4,95 mm)	Version	Reference
	1861	72208611844		1861	093ST0017
Cam jumper	Version	Reference	Pusher stem for zero action R1, (3,95 mm)	Version	Reference
	1861	72208601845		1861	093ST0023
Bushing for setting wheel	Version	Reference	Extension 0,35 mm	Version	Reference
	1861	72208608349		1861	093ST0024
Tapped foot for operating lever yoke	Version	Reference	Extension R3, 0,75 mm	Version	Reference
	1861	72208618026		1861	093ST0025
Tapped foot for operating lever mounted	Version	Reference	Extension 1,25 mm	Version	Reference
	1861	72208618027		1861	093ST0026
Tapped foot for hour counter lock spring	Version	Reference	Extension R7, 1,65 mm	Version	Reference
	1861	72208618027		1861	093ST0048
Tapped foot for hammer spring	Version	Reference	Jewel for pallet staff, upper-lower	Version	Reference
	1861	72208618027		1861	72200004067

















The components appropriate for the calibres are in blue.

Spare parts list for Calibre 1861

Jewel for escape wheel, upper-lower	Version	Reference
	1861	72200004068
Jewel for third wheel, upper-lower	Version	Reference
	1861	72200004069
Jewel for chronograph runner, upper	Version	Reference
	1861	72200004070
Jewel for minute-recording runner, upper	Version	Reference
	1861	72200004070
Jewel for fourth wheel, lower	Version	Reference
	1861	72200004140
Jewel for fourth wheel, upper	Version	Reference
	1861	72200004146
Jewel for clutch bridge pre-assembled	Version	Reference
	1861	7221861A70000
Bouchon de roue d'embrayage, dessus-dessous	Version	Reference
	1861	72200006177
Bushing for intermediate wheel minute recording, upper-lower	Version	Reference
	1861	72200006177
Bushing for hour-recording wheel, upper	Version	Reference
	1861	72200006180
Screw for casing clamp (convex head)	Version	Reference
	1861	1073163
Casing clamp (short)	Version	Reference
	1861	10608611911
Casing clamp (long)	Version	Reference
	1861	72208611974









Spare parts list for Calibre 1861

Information for differentiating the screws

Designation	References	Images	Longueur totale en mm	Threads	Diamètre des têtes en mm	Tightening torque target cNm	Loosening torque mini cNm
Screw for barrel bridge rhodium, pre-assembled (3x)	72200002033		2.902	S1.0	1.60	2.80	1.60
Screw for escape wheel bridge rhodium with N° (1x)							
Screw for balance bridge rhodium, pre-assembled (1x)							
Screw for chronograph bridge rhodium, preassembled (1x)							
Screw for stud (1x)	72200002159		1.40	S0.40	0.60	0.80	0.40
Screw for pallet fork bridge (2x)	72200002224		1.50	S0.80	1.20	2.00	1.20
Screw for chronograph runner friction spring (1x)	72200002237		1.13	S0.50	1.00	0.80	0.40
Screw for friction spring for driving pinion (2x)	72200002245		0.58	S0.50	0.80	0.80	0.40
Screw for click (1x)	72200002345		1.30	S0.70	1.40	1.60	0.70
Screw for click spring (1x)	72200002346		2.65	S0.70	1.60	1.60	0.70
Screw for hour counter lock spring (1x)	72200002350		2.20	S0.80	1.60	2.00	1.20
Screw for hour-recorder bridge rhodium, preassembled (2x)	72200002351		2.15	S0.90	1.40	2.40	1.40
Screw dial support bridge, rhodium pre-assembled (2x)							
Screw for pusher stem for zero action (1x)	72200002352		2.20	S0.80	1.20	2.00	1.20
Screw for switch (1x)	72200002353		1.60	S0.80	2.00	2.00	1.20
Screw for hour hammer spring (1x)							
Screw for hour recorder yoke, mounted (1x)	72200002354		1.90	S0.80	1.80	2.00	1.20
Screw for cam jumper and hammer spring (1x)	72200002355		2.40	S1.00	2.00	2.80	1.60
Screw for hour counter lock (1x)	72200002357		2.25	S0.80	1.50	2.00	1.20
Screw for dial (2x)	72200002372		1.65	S0.80	1.00	2.00	1.20
Screw with point for dial (2x)	7221861A3612		1.65	S0.80	1.00	2.00	1.20

Spare parts list for Calibre 1861

Information for differentiating the screws

Designation	References	Images	Longueur totale en mm	Threads	Diamètre des têtes en mm	Tightening torque target cNm	Loosening torque mini cNm
Screw for setting lever (1x)	72200002417		3.62	S0.70	1.30	1.60	0.70
Screw for setting lever spring (2x)	72200002504		1.73	S0.80	1.10	2.00	1.20
Screw for crown wheel core (1x)	72200002510		1.30	S0.80	1.10	2.00	1.20
Screw for operating lever (2x)	72200002544						
Screw for operating lever yoke (1x)	72200002544		1.60	S0.80	2.00	2.00	1.20
Screw for blocking lever (1x)	72200002544						
Screw for cam for coupling clutch (1x)	1072545		2.30	S1.00	2.00	2.80	1.60
Screw for clutch wheel bridge (2x)	72200002547		1.90	S0.60	1.00	1.20	0.60
Screw for supporting coupling clutch (1x)	72200002548		2.88	S0.80	1.80	2.00	1.20
Screw for coupling clutch spring (1x)	72200002549		1.75	S0.80	1.50	2.00	1.20

Modifications of Technical Guide versions for Calibre 1861

Technical Guide versions			
Date of first edition:	30.08.2004	Version A	Made by: Selrom
Date of second edition:	16.06.2005	Version B	
Date of third edition:	22.04.2011	Version C	
Date of fourth edition:	12.09.2014	Version D	
date of fifth edition:	24.02.2015	Version E	
Date of last edition:	04.08.2015	Version F	

Modifications of Technical Guide version D
New version (D)
Complete revision of the document

Modifications of Technical Guide version E
New version (E)
All the information that is mentioned in red.

Modifications of Technical Guide version F
New version (F)
All the information that is mentioned in red. Modifications and addition of lubrication points