
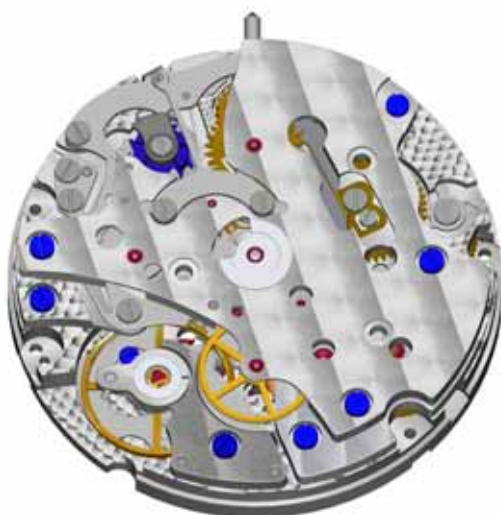


	Technical Guide			TG-19-C-061-E	B
	Made by: rendav	Date: 26.04.2010	3	Modifications: see last page	

# CALIBRE 3201

	Version A
<p>12''' Ø 27 mm</p>	
Height on movement	5.40 mm
Power reserve	55 h
Number of jewels	29
Frequency	4 Hz (28'800 A/h)



Manual movement exclusive Omega chronograph, COSC certified, Co-Axial escapement. Chronograph system with column-wheel. 30-min. minute counter and 12-h hour counter + small second hand at 9 o'clock. Omega balance system without index.



	Page
Calibre 3201	1-9
General informations for Calibre 3201	3-4
For the following informations, see basic Technical Guide 3303	3
For the following informations, see document «General information for Calibres 3200, 3201, 3202, 3203, 3205, 3301, 3303, 3313 and 3603»	3
Technical modifications on version «A»	4
Exploded views for calibre 3201	5
Dial side	5
Spare parts list & illustrations for calibre 3201	6-8
Spare parts & illustrations	6
Spare parts & illustrations	7
Spare parts & illustrations	8
Modifications of Technical Guide versions for Calibre 3201	9



For the following informations, see basic [Technical Guide 3303](#):

- Exploded view (except dial side)
- Hand fitting heights

For the following informations, see document «[General information for Calibres 3200, 3201, 3202, 3203, 3205, 3301, 3303, 3313 and 3603](#)»:

- Complete balance bridge and chronograph bridge
- Major points
- Instantaneous rate
- Special lubrication
- Lubricants
- Cleaning and epilame-coated procedure
- Components that should not be epilam-treated
- Tightening and untightening torques according to screw thread size
- For additional informations, please consult respective Technical Guides
- Runners for hand setting and hand setting force
- Technical modifications on version «B»
- Customer Service lubrication of stud for crown wheel (31.023) and the 3 intermediate driving wheels for ratchet wheel (32.083)
- Mandatory tools
- List of programs of apparatus
- Checks of endshake
- Description of chronograph system Co-Axial
- Functioning system of movement
- Chronograph setting
- Co-Axial escapement and balance bridge installation
- Instantaneous rate



## Technical modifications on version «A»

### Application:

Required replacement on version A:

If one of the pieces listed below is ordered during repair, it will come automatically with **KIT No. 7223201A9999** which includes the following parts:

Crown wheel No. 722330331023

Winding pinion No. 722330331120

### Goal of the technical modification:

Improve the gearing function of the crown wheel and the winding pinion.

On calibre 3201A, the two versions were used. To prevent any problems, Omega HQ recommends always using the new version Kit No. 7223201A9999.



Crown wheel + winding pinion kit

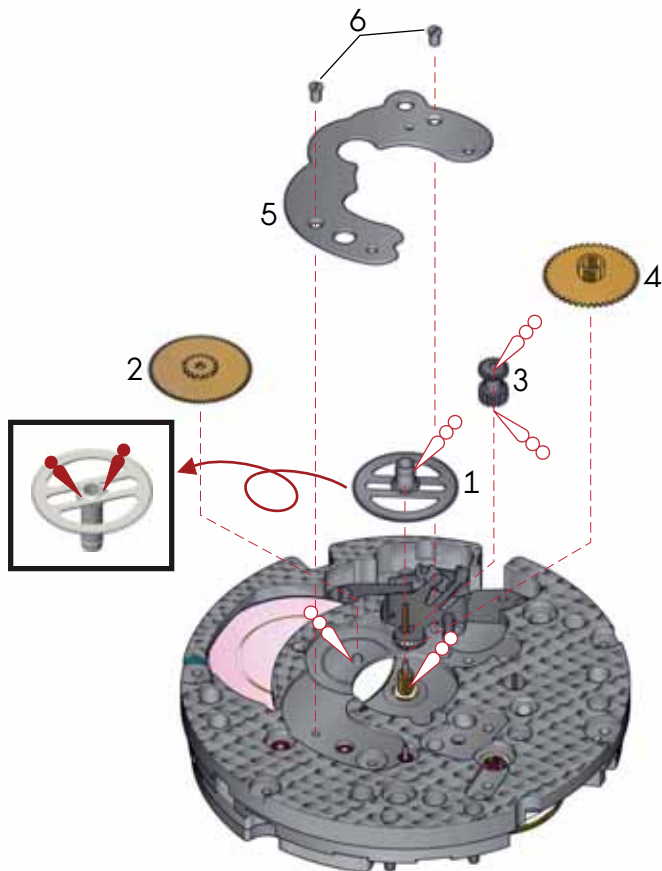
Kit 7223201A9999
Change in surface treatment, new material and geometric shape all meant to reduce wear.
New version from week 27/08.



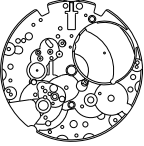























Parts listed in order of assembly

- |             |               |
|-------------|---------------|
| 1 = 31080*  | 4 = 31046*    |
| 2 = 31041S2 | 5 = 10062     |
| 3 = 31102   | 6 = 6210 (2x) |

- |  |
|--|
|  Moebius 9504                       |
|  Moebius SYNT HP-1300 Sans Colorant |

































## Spare parts list for Calibre 3201

Main plate, pre-assembled	Version	Reference	Intermediate wheel	Version	Reference
	3201A	7223201A10020		3201A	722330330012
Barrel bridge, pre-assembled	Version	Reference	Great wheel	Version	Reference
	3201A	7223201A10041		3201A	722330330014
Wheel train bridge, jewelled	Version	Reference	Third wheel	Version	Reference
	3201A	722330310048		3201A	722330330025
Pallet bridge, Co-Axial	Version	Reference	Second wheel	Version	Reference
	3201A	7223313A10056		3201A	722330330027**
Balance bridge, pre-assembled	Version	Reference	Intermediate escape wheel	Version	Reference
	3201A	7223201A1005818		3201A	7223313B30039
Train bridge	Version	Reference	Co-axial wheel	Version	Reference
	3201A	722320010062		3201A	7222500C30040
Hammer operating limitation bridge	Version	Reference	Ratchet wheel	Version	Reference
	3201A	722330310615		3201A	722330331022
Chronograph bridge, pre-assembled	Version	Reference	Minute wheel	Version	Reference
	3201A	7223201A15040		3201A	722330331041S2
Barrel	Version	Reference	Hour wheel	Version	Reference
	3201A	722320020010		3201A	722330331046**
Barrel drum + cover	Version	Reference	Cannon pinion with driving wheel	Version	Reference
	3201A	722320020040		3201A	722330331080**
Barrel arbor	Version	Reference	Motion work setting wheel	Version	Reference
	3201A	722330320060		3201A	722330331102
Mainspring with bridle	Version	Reference	Sliding pinion	Version	Reference
	3201A	722320020100		3201A	722330331121








































## Spare parts list for Calibre 3201

Shock-absorber, upper	Version	Reference	Balance complete with stud	Version	Reference
	3201A	7223313B32027		3201A	7223313B40055
Shock-absorber, lower	Version	Reference	Stud support	Version	Reference
	3201A	7223313B32068		3201A	722330340210
In settings, upper	Version	Reference	Winding stem	Version	Reference
	3201A	7223313B32127		3201A	722330351010
In settings, lower	Version	Reference	Yoke 2 position	Version	Reference
	3201A	7223313B32167		3201A	722320051050
Cap jewel, lower	Version	Reference	Rocking bar 2 position	Version	Reference
	3201A	7223303A32262		3201A	722320051052
Cap jewel, upper	Version	Reference	Setting lever	Version	Reference
	3201A	7223303A32325		3201A	722330351083
Shock-absorber spring, top	Version	Reference	Setting lever jumper	Version	Reference
	3201A	7223303A32425		3201A	722320051090
Shock-absorber spring, bottom	Version	Reference	Click	Version	Reference
	3201A	7223303A32462		3201A	722330351120
Chronograph wheel	Version	Reference	Column wheel operating lever	Version	Reference
	3201A	722330335010**		3201A	722330355040
Minute-counting wheel	Version	Reference	Hammer operating lever	Version	Reference
	3201A	722330335012**		3201A	7223303A55048
Hour-counting wheel	Version	Reference	Clutch rocker	Version	Reference
	3201A	722330335030**		3201A	722330355090
Driving wheel for counters	Version	Reference	Clutch lever	Version	Reference
	3201A	722330335031		3201A	722330355100
Hour counter additional driving wheel 1	Version	Reference	Column wheel jumper	Version	Reference
	3201A	722330335032		3201A	722330355130
Hour counter additional driving wheel 2	Version	Reference	Minute counter jumper	Version	Reference
	3201A	722330335033		3201A	722330355143
Pallet fork	Version	Reference	Chronograph column-wheel	Version	Reference
	3201A	7222500C40010		3201A	7223612A55180



## Spare parts list for Calibre 3201

Chronograph and minute hammer	Version	Reference	Screw for barrel bridge	Version	Reference
	3201A	722330355240		3201A	72233036011
Hour hammer	Version	Reference	Screw for hammer operating lever spring	Version	Reference
	3201A	722330355248		3201A	7223612A6012
Eccentric screw	Version	Reference	Screw for ratchet wheel	Version	Reference
	3201A	722330355445		3201A	72233036019
Balance stop lever	Version	Reference	Screw for column wheel operating lever	Version	Reference
	3201A	722330356070		3201A	72233036022
Click spring	Version	Reference	Screw for hammer operating limitation bridge	Version	Reference
	3201A	722330361080		3201A	72233036034
Yoke spring	Version	Reference	Screw for crown boss	Version	Reference
	3201A	722330361100		3201A	72233036204
Column wheel operating lever spring	Version	Reference	Screw for column wheel operating lever	Version	Reference
	3201A	722330365040		3201A	72233036204
Hammer operating lever spring	Version	Reference	Screw for date indicator maintaining plate	Version	Reference
	3201A	722330365047		3201A	72233036210
Hour wheel friction spring	Version	Reference	Screw for Setting lever jumper	Version	Reference
	3201A	722330366220		3201A	72233036407
Crown wheel core	Version	Reference	Screw for click	Version	Reference
	3201A	722330381136		3201A	72233037008
Dial fastener	Version	Reference	Screw for barrel bridge	Version	Reference
	3201A	722330370200		3201A	72233037031
Kit crown wheel + winding pinion	Version	Reference	Screw for balance-bridge	Version	Reference
	3201A	7223201A9999		3201A	7223612A7031B
Screw for stud	Version	Reference	Screw for train wheel bridge	Version	Reference
	3201A	72233034002		3201A	7223612A7031B
Screw for column wheel jumper	Version	Reference	Screw for barrel bridge	Version	Reference
	3201A	72226016004		3201A	7223612A7031B
Screw for minute counter jumper	Version	Reference	Screw for chronograph bridge	Version	Reference
	3201A	72226016004		3201A	7223612A7031B
Screw for clutch lever	Version	Reference	Screw for train wheel bridge	Version	Reference
	3201A	72226016004		3201A	72233037031
Screw for clutch rocker	Version	Reference	Screw for chronograph bridge	Version	Reference
	3201A	72226016004		3201A	7223201A7033B
Screw for setting lever jumper	Version	Reference	Screw for pallet bridge	Version	Reference
	3201A	72233037035		3201A	7223612A8204B
Screw for column wheel jumper	Version	Reference			
	3201A	72226016004			





## Modifications of Technical Guide versions for Calibre 3201

Technical Guide versions			
First version:	11.12.2008	Version A	Made by:
Last version:	26.04.2010	Version B	

Modifications of Technical Guide version B	
Old version (A)	New Version (B)
<div style="border-bottom: 1px dashed red; height: 10px; width: 30%; margin-bottom: 5px;"></div>	<p>For the following informations, see basic Technical Guide 3303</p> <p>For the following informations, see document «General information for Calibres 3200, 3201, 3202, 3203, 3205, 3301, 3303, 3313 and 3603»</p> <p>Complete revision of the document</p>

