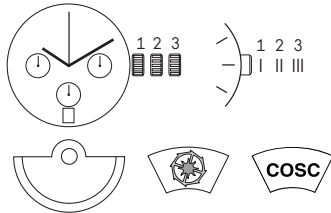
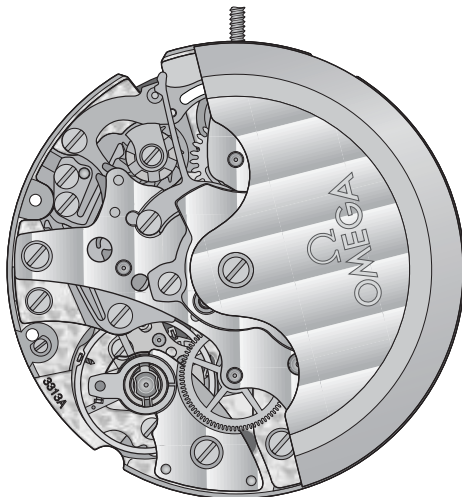


	Technical Guide		TG-19-C-017-E	G
	Made by: selrom	Date: 22.08.2011	3	Modifications: see last page

CALIBRE 3313

	Version A	Version B	Version C
12''' Ø 27 mm			
Height on movement	6.85 mm		
Power reserve	52 h		
Number of jewels	37		36 / 37
Frequency	4 Hz (28'800 A/h)		



Automatic movement, exclusive Omega chronograph, date, COSC certified, Co-Axial escapement. Chronograph system with column-wheel. 30-min. minute counter and 12-h hour counter + small second hand at 9 o'clock. Omega balance system without index.



Gerald Wilson
mccawco@sbcglobal.net
William S. McCaw Co.
03.11.2011

Gerald Wilson
mccawco@sbcglobal.net
William S. McCaw Co.
03.11.2011

	Page
Calibre 3313	1-13
General information for calibre 3313	3
For the following informations, see basic Technical Guide 3303	3
For the following informations, see document «General information for Calibres 3200, 3201, 3202, 3203, 3205, 3301, 3303, 3313 and 3603»	3
Differences between the versions for calibre 3313	4
Differences between the versions	4
Exploded views for calibre 3313	5-6
Assembling of escapement 1	5
Assembling of escapement 2	6
Spare parts list for calibre 3313	7-12
Spare parts list	7
Spare parts list	8
Spare parts list	9
Spare parts list	10
Spare parts list	11
Spare parts list	12
Modifications of Technical Guide versions for Calibre 3313	13

Gerald Wilson
mccawco@sbcglobal.net
William S. McCaw Co.
03.11.2011

Gerald Wilson
mccawco@sbcglobal.net
William S. McCaw Co.
03.11.2011

General information for calibre 3313

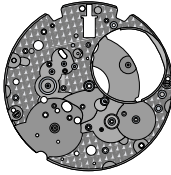
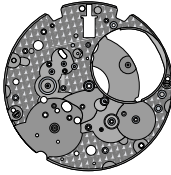
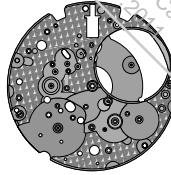
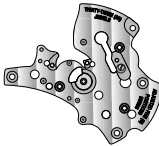
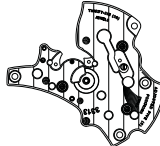






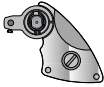
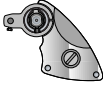












For the following informations, see basic [Technical Guide 3303](#):

- Order to assembly basic calibre
- Lubrication
- Hand fitting heights

For the following informations, see document «[General information for Calibres 3200, 3201, 3202, 3203, 3205, 3301, 3303, 3313 and 3603](#)»:






- Date information
- Complete balance bridge and chronograph bridge
- Major points
- Instantaneous rate
- Special lubrication
- Lubricants
- Cleaning and epilame-coated procedure
- Components not requiring epilame coating
- Tightening and untightening torque according to screw-thread size
- For more informations, please consult respective Technical Guides
- Technical modifications on version «A»
- Technical modifications on version «A» and «B»
- Technical modifications on version «C»
- Co-Axial Kit with 3 levels
- Customer Service lubrication of stud for crown wheel (31.023) and the 3 intermediate driving wheels for ratchet wheel (32.083)
- Runners for hand setting and hand setting force
- Hand fitting height
- Epilame coating
- Mandatory tools
- List of programs of apparatus
- Checks of endshake
- Description of chronograph system for Co-Axial escapement
- Functioning system of movement
- Chronograph setting
- Co-Axial escapement and balance bridge installation
- Instantaneous rate

Differences between the versions 3313A, 3313B and 3313C

	3313A (4 Hz)	3313B (4 Hz)	3313C (4Hz)
Main plate	 ref. 722331310020 Pivoting in the tube of center on rubies Ø Hole for dial fastener: 0.80 mm	 ref. 7223313B10020 Pivoting in the tube of center on rubies Ø Hole for dial fastener: 1.00 mm	 ref. 7223313C10020 Pivoting in the tube of center on bush Ø Hole for dial fastener: 1.00 mm
Chronograph bridge, complete			
	Engraved 37 jewels ref. 722331315040 ref. 7223313A1504018	Engraved 37 jewels ref. 722331315040	Engraved 37 jewels ref. 722331315040 Engraved 36 jewels ref. 7223313C15040
Co-Axial wheel	 ref. 7222500B30040	 ref. 7222500C30040	 ref. 7223313C3004019
Intermediate escape wheel	 ref. 7223313B30039	 ref. 7223313B30039	 ref. 7223313C30039
Balance bridge	 ref. 722330310058 ref. 722330310058N		 ref. 7223303B10058
Pallet fork	 ref. 7222500B40010		 ref. 7222500C40010
Balance	 ref. 722331340055 Cylindrical pivots Ø 0.08 mm		 ref. 7223313B40055 Conical pivots Ø 0.07 mm
Shock-absorber, upper	 Jewel hole Ø 0.09 mm ref. 722330332025 Gold-plated		 Jewel hole Ø 0.08 mm ref. 7223313B32027 Gold-plated
Shock-absorber, lower	 ref. 7223313A70531 Jewel hole Ø 0.09 mm Nickel-plated		 ref. 7223313B32068 Jewel hole Ø 0.08 mm Gold-plated
In settings, upper	 ref. 7223303A32127 Jewel hole Ø 0.09 mm		 ref. 7223313B32127 Jewel hole Ø 0.08 mm
In settings, lower	 ref. 7223303A32167 Jewel hole Ø 0.09 mm		 ref. 7223313B32167 Jewel hole Ø 0.08 mm

Exploded views for calibre 3313 - Assembling of escapement1

1.0 Parts for assembling

Movement holder	Intermediate escape wheel	Escapement wheel	Pallet fork
Ref. 506 0001		①	②
	Ref. 30039	Ref. 3004019	Ref. 40010
			
			-----

2.0 Order to assembly

 **Co-Axial wheel lubrication:**
Please refer to [Working Instruction No 40](#).



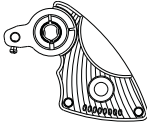





3.0 Order to assembly




Exploded views for calibre 3313 - Assembling of escapement 2

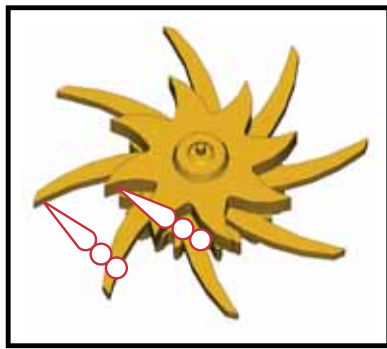
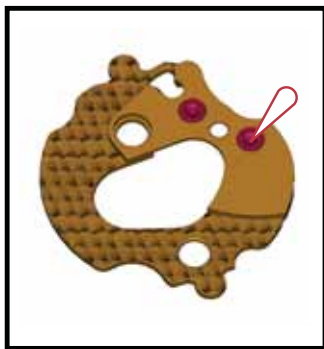
1.0 Parts for assembling

Movement holder:	Pallet bridge, Co-Axial	Screw for pallet bridge	Balance bridge, pre-assembled	Screw for balance bridge, pre-assembled
	①	②	③	④
	Ref. 10056	Ref. 8204	Ref. 10058	Ref. 7031
Ref. 506 0001				
	-----		-----	

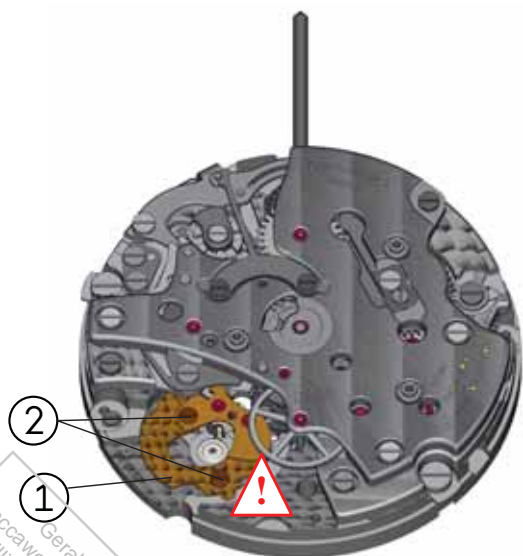
2.0 Pre-lubrication

-  Moebius SYNT HP-1300 Sans Colorant
-  Moebius SYNT-A-LUBE 9010

 **In settings lubrication:**
Escapement lubrication:
 Please refer to [Working Instruction No 40](#).



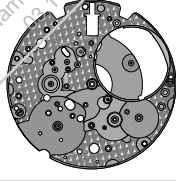
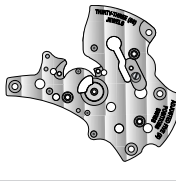






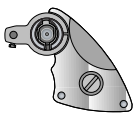









3.0 Order to assembly























See document "General Informations for Calibre 3303, 3313 and family" page 9























Spare parts list for calibre 3313

Main plate, pre-assembled	Version	Reference	Chronograph bridge	Version	Reference
	3313A	722331310020		3313A	722331315040
	3313B	7223313B10020		3313B	7223313A1504018
	3313C	7223313C10020		3313B	722331315040
		7223313C1002007		3313C	722331315040
			3313C	7223313C15040	
Barrel bridge, pre-assembled	Version	Reference	Barrel, complete	Version	Reference
	3313A	7223303210041		3313A	7223313A20015
	3313B			3313B	
	3313C			3313C	
Wheel train bridge, pre-assembled	Version	Reference	Barrel drum + barrel cover	Version	Reference
	3313A	722330310048		3313A	722330320040
	3313B			3313B	
	3313C			3313C	
Pallet bridge, Co-Axial	Version	Reference	Barrel arbor	Version	Reference
	3313A	7223313A10056		3313A	722330320060
	3313B			3313B	
	3313C			3313C	
Balance bridge, pre-assembled	Version	Reference	Slipping mainspring	Version	Reference
	3313A	722330310058		3313A	7223313A20100
	3313B	722330310058N		3313B	
	3313C	7223303B10058		3313C	
Hammer operating lever limitation bridge	Version	Reference	Oscillating weight, rhodium-plated	Version	Reference
	3313A	722330310615		3313A	722331322019
	3313B			3313B	
	3313C			3313C	
Automatic device framework, jewelled	Version	Reference	Intermediate wheel	Version	Reference
	3313A	722330312030		3313A	722330330012
	3313B			3313B	
	3313C			3313C	
Automatic device bridge, pre-assembled	Version	Reference	Great wheel	Version	Reference
	3313A	722330312050		3313A	722330330014
	3313B			3313B	
	3313C			3313C	
Date indicator maintaining plate	Version	Reference	Third wheel	Version	Reference
	3313A	722330313105		3313A	722330330025
	3313B			3313B	
	3313C			3313C	

Spare parts list for calibre 3313























Second wheel	Version	Reference	Reduction wheel	Version	Reference
	3313A	722330330027**		3313A	722330332031S2
	3313B			3313B	
	3313C			3313C	
Intermediate escape wheel	Version	Reference	Shock-absorber, upper	Version	Reference
	3313A	7223313B30039		3313A	722330332025
	3313B	7223313B30039		3313B	7223313B32027
	3313C	7223313C30039		3313C	
Co-Axial wheel	Version	Reference	Shock-absorber, lower	Version	Reference
	3313A	7222500B30040		3313A	7223313A70531
	3313B	7222500C30040		3313B	7223313B32068
	3313C	7223313C3004019		3313C	
Ratchet wheel	Version	Reference	In settings, upper	Version	Reference
	3313A	722330331022		3313A	7223303A321217
	3313B			3313B	7223313B32127
	3313C			3313C	
Crown wheel	Version	Reference	In settings, lower	Version	Reference
	3313A	722330331023		3313A	7223303A32167
	3313B			3313B	7223313A32167
	3313C			3313C	
Minute wheel	Version	Reference	Cap jewel for balance, lower	Version	Reference
	3313A	722330331041S2		3313A	7223303A32262
	3313B			3313B	
	3313C			3313C	
Hour wheel	Version	Reference	Cap jewel for balance, upper	Version	Reference
	3313A	722330331046**		3313A	7223303A32325
	3313B			3313B	
	3313C			3313C	
Cannon pinion with driving wheel	Version	Reference	Shock-absorber spring, top	Version	Reference
	3313A	722330331080**		3313A	7223303A32425
	3313B			3313B	
	3313C			3313C	
Motion work setting wheel	Version	Reference	Shock-absorber spring, bottom	Version	Reference
	3313A	722330331102		3313A	7223303A32462
	3313B			3313B	
	3313C			3313C	
Winding pinion	Version	Reference	Ratchet wheel driving wheel	Version	Reference
	3313A	722330331120		3313A	72233033203301
	3313B			3313B	
	3313C			3313C	
Sliding pinion	Version	Reference	Wig-wag pinion	Version	Reference
	3313A	722330331121		3313A	722330332104
	3313B			3313B	
	3313C			3313C	

Spare parts list for calibre 3313



















Stop pinion	Version	Reference	Hour counter additional driving wheel 2	Version	Reference
	3313A	722330332105		3313A	722330335033
	3313B			3313B	
	3313C			3313C	
Intermediate date wheel	Version	Reference	Pallet fork	Version	Reference
	3313A	722330333011		3313A	7222500B40010
	3313B			3313B	7222500C40010
	3313C			3313C	
Date indicator driving wheel	Version	Reference	Balance complete with stud	Version	Reference
	3313A	722330333020		3313A	722331340055
	3313B			3313B	7223313B40055
	3313C			3313C	
Date corrector intermediate setting wheel 1	Version	Reference	Stud support	Version	Reference
	3313A	722330333082		3313A	722330340210
	3313B			3313B	
	3313C			3313C	
Date corrector intermediate setting wheel 2	Version	Reference	Winding stem*	Version	Reference
	3313A	722330333083		3313A	722330351010
	3313B			3313B	
	3313C			3313C	
Chronograph wheel	Version	Reference	Yoke	Version	Reference
	3313A	722330335010**		3313A	722330351050
	3313B			3313B	
	3313C			3313C	
Minute-counting wheel	Version	Reference	Rocking bar	Version	Reference
	3313A	722330335012**		3313A	722330351052
	3313B			3313B	
	3313C			3313C	
Hour-counting wheel	Version	Reference	Setting lever	Version	Reference
	3313A	722330335030**		3313A	722330351083
	3313B			3313B	
	3313C			3313C	
Driving wheel for counters	Version	Reference	Setting lever jumper	Version	Reference
	3313A	722330335031		3313A	722330351090
	3313B			3313B	
	3313C			3313C	
Hour counter additional driving wheel 1	Version	Reference	Click	Version	Reference
	3313A	722330335032		3313A	722330351120
	3313B			3313B	
	3313C			3313C	

* Only working winding stem! For the correct reference, use the Extranet with the reference of the watch.







Spare parts list for calibre 3313


Stop click	Version	Reference	Hour hammer	Version	Reference
	3313A	722330352053		3313A	722330355248
	3313B			3313B	
	3313C			3313C	
Date jumper	Version	Reference	Eccentric screw	Version	Reference
	3313A	722330353080		3313A	722330355445
	3313B			3313B	
	3313C			3313C	
Date corrector	Version	Reference	Balance stop lever	Version	Reference
	3313A	722330353200		3313A	722330356070
	3313B			3313B	
	3313C			3313C	
Column wheel operating lever	Version	Reference	Click spring	Version	Reference
	3313A	722330355040		3313A	722330361080
	3313B			3313B	
	3313C			3313C	
Hammer operating lever	Version	Reference	Yoke spring	Version	Reference
	3313A	7223303A55048		3313A	722330361100
	3313B			3313B	
	3313C			3313C	
Clutch rocker	Version	Reference	Stop click spring	Version	Reference
	3313A	722330355090		3313A	722330362101
	3313B			3313B	
	3313C			3313C	
Clutch lever	Version	Reference	Date jumper spring	Version	Reference
	3313A	722330355100		3313A	722330363030
	3313B			3313B	
	3313C			3313C	
Column wheel jumper	Version	Reference	Column wheel operating lever spring	Version	Reference
	3313A	722330355130		3313A	722330365040
	3313B			3313B	
	3313C			3313C	
Minute counter jumper	Version	Reference	Hammer operating lever spring	Version	Reference
	3313A	722330355143		3313A	722330365047
	3313B			3313B	
	3313C			3313C	
Minute counter jumper	Version	Reference	Hour wheel friction spring	Version	Reference
	3313A	722330355180		3313A	722330366220
	3313B			3313B	
	3313C			3313C	
Chronograph column-wheel	Version	Reference	Dial fastener	Version	Reference
	3313A	722330355240		3313A	722330370200
	3313B			3313B	
	3313C			3313C	

Spare parts list for calibre 3313

Crown wheel core	Version	Reference	Screw for hammer operating lever spring	Version	Reference
	3313A	722330381136		3313A	7223612A6012
	3313B			3313B	
	3313C			3313C	
Date indicator	Version	Reference	Screw for ratchet wheel	Version	Reference
	3313A	722330391440*		3313A	72233036019
	3313B			3313B	
	3313C			3313C	
Screw for stud	Version	Reference	Screw for column wheel operating lever	Version	Reference
	3313A	72233034002		3313A	72233036022
	3313B			3313B	
	3313C			3313C	
Screw for automatic device bridge	Version	Reference	Screw for hammer operating limitation bridge	Version	Reference
	3313A	72233036003		3313A	72233036034
	3313B			3313B	
	3313C			3313C	
Screw for hammer operating lever	Version	Reference	Screw for column wheel operating lever	Version	Reference
	3313A	72226016004		3313A	72233036204
	3313B			3313B	
	3313C			3313C	
Screw for clutch rocker	Version	Reference	Screw for crown boss	Version	Reference
	3313A	72226016004		3313A	72233036204
	3313B			3313B	
	3313C			3313C	
Screw for clutch lever	Version	Reference	Screw for date indicator maintaining plate	Version	Reference
	3313A	72226016004		3313A	72233036210
	3313B			3313B	
	3313C			3313C	
Screw for column wheel jumper	Version	Reference	Screw for setting lever jumper	Version	Reference
	3313A	72226016004		3313A	72233036407
	3313B			3313B	
	3313C			3313C	
Screw for minute counter jumper	Version	Reference	Screw for click	Version	Reference
	3313A	72226016004		3313A	72233037008
	3313B			3313B	
	3313C			3313C	

Spare parts list for calibre 3313

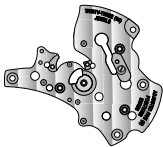
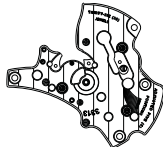
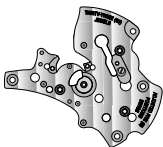
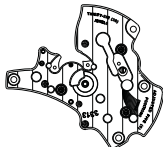
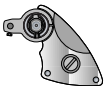



Screw for barrel bridge	Version	Reference	Screw for chronograph bridge	Version	Reference
	3313A	72233036011		3313A	72233037031
	3313B			3313B	
	3313C			3313C	
Screw for balance-bridge	Version	Reference			
	3313A	72233037031			
	3313B				
	3313C				
Screw for train wheel bridge	Version	Reference			
	3313A	72233037031			
	3313B				
	3313C				
Screw for barrel bridge	Version	Reference			
	3313A	72233037031			
	3313B				
	3313C				
Screw for chronograph bridge	Version	Reference			
	3313A	72233037033			
	3313B				
	3313C				
Screw for automatic device bridge	Version	Reference			
	3313A	72233037033			
	3313B				
	3313C				
Screw for setting lever jumper	Version	Reference			
	3313A	72233037035			
	3313B				
	3313C				
Screw for oscillating weight blue	Version	Reference			
	3313A	72233138200B			
	3313B				
	3313C				
Screw for pallet bridge	Version	Reference			
	3313A	72233038204			
	3313B				
	3313C				

Transformation KIT in «C» version		
Kit base 3313C	Version	Reference
	3313A	-----
	3313B	
	3313C	7223313C9999

Modifications of Technical Guide versions for Calibre 3313

Technical Guide versions				
First version:	09.02.2005	Version A	Made by:	Selrom
Second version:	17.06.2005	Version B		Rendav
Third version:	27.08.2008	Version C		Selrom
Fourth version:	19.04.2010	Version D		
Fifth version:	22.06.2010	Version E		
Sixth version:	13.10.2010	Version F		
Last version:	22.08.2011	Version G		

Modifications of Technical Guide version F	
Old version (E)	New Version (F)
Page 7: Automatic device bridge, pre-assembled reference 722331312050	Corrections are made in red: Page 4: Modifications concerning Chronograph bridge Page 7: Automatic device bridge, pre-assembled reference 722330312050

Modifications of Technical Guide version G			
Alte Version (E)			
Chronograph bridge, complete			
	Engraved 37 jewels ref. 722331315040	Engraved 37 jewels ref. 722331315040	Engraved 36 jewels ref. 7223313C15040
Neue Version (F)			
Chronograph bridge, complete			
	Gravur 37 jewels ref. 722331315040 ref. 7223313A1504018	Gravur 37 jewels ref. 722331315040	Gravur 37 jewels ref. 722331315040 Gravur 36 jewels ref. 7223313C15040
Alte Version (E)		Neue Version (F)	
Unruh-brücke	 ref. 7223313A1005818	 ref. 7223313B1005818	 ref. 722330310058 ref. 722330310058N
		 ref. 7223303B10058	