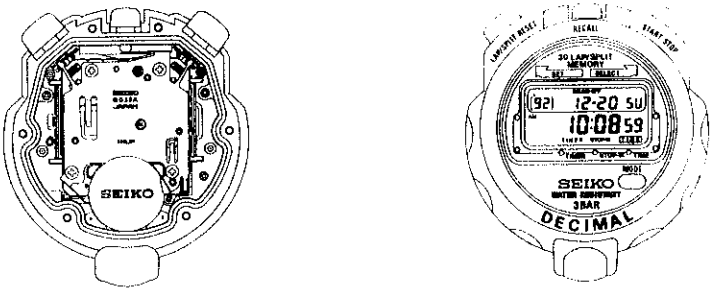


PARTS CATALOGUE

Cal. S039A

[SPECIFICATIONS]

Item		Cal. No.	S039A
Complete		 <p style="text-align: center;">(x 0.5)</p>	
Module size	Outside diameter	47.4mm between 6 o'clock and 12 o'clock sides 40.8mm between 3 o'clock and 9 o'clock sides	
	Casing diameter	-	
	Height	5.9mm (9.1mm including the battery portion)	
Display medium		Nematic Liquid Crystal, FEM (Field Effect Mode)	
Liquid crystal driving system		Multiplex driving system	
Display system		<ul style="list-style-type: none"> • Stopwatch display (Up to 100,000 DM in 1/10 DM increments) <ul style="list-style-type: none"> • Lap time measurement • Lap time, accumulated elapsed time, lap No. (Up to "99") • Split time measurement <ul style="list-style-type: none"> • Split time, accumulated elapsed time, split No. (Up to "99") • Memory recall: Lap time/split time and lap/split No. (Up to "30") • Timer display (10-hour countdown timer) <ul style="list-style-type: none"> • Hour, minutes and seconds (Up to 9 hours, 59 minutes and 59 seconds can be set in seconds.) • No. of times the timer repeatedly counts down the set time: Up to "99" • Current time: Hour and minutes • Time/calendar display <ul style="list-style-type: none"> • Year, month, date, day, hour, minutes and seconds (The AM/PM mark is also displayed in the 12-hour indication.) 	
Additional mechanism		<ul style="list-style-type: none"> • Stopwatch/timer <ul style="list-style-type: none"> • Confirmation sound for watch operation • Warning sound for the timer • Time/calendar <ul style="list-style-type: none"> • On/off of the sounds for timer warning and button operation confirmation • 12- or 24-hour indication • Automatic calendar (from 1992 to 2041) • Battery life indicator 	
Accuracy		±0.0012% at normal temperature range (corresponds to a loss/gain (monthly rate) of less than 30 seconds)	
Regulation system		Nil	
Measuring gate by quartz tester		Any gate can be used.	
Battery		SEIKO CR2032, Maxell CR2032, Matsushita CR2032 Battery life is approximately 3 years. Voltage: 3.0V	



PARTS CATALOGUE

Cal. S039A


Disassembling procedures Figs. : ① → ②④

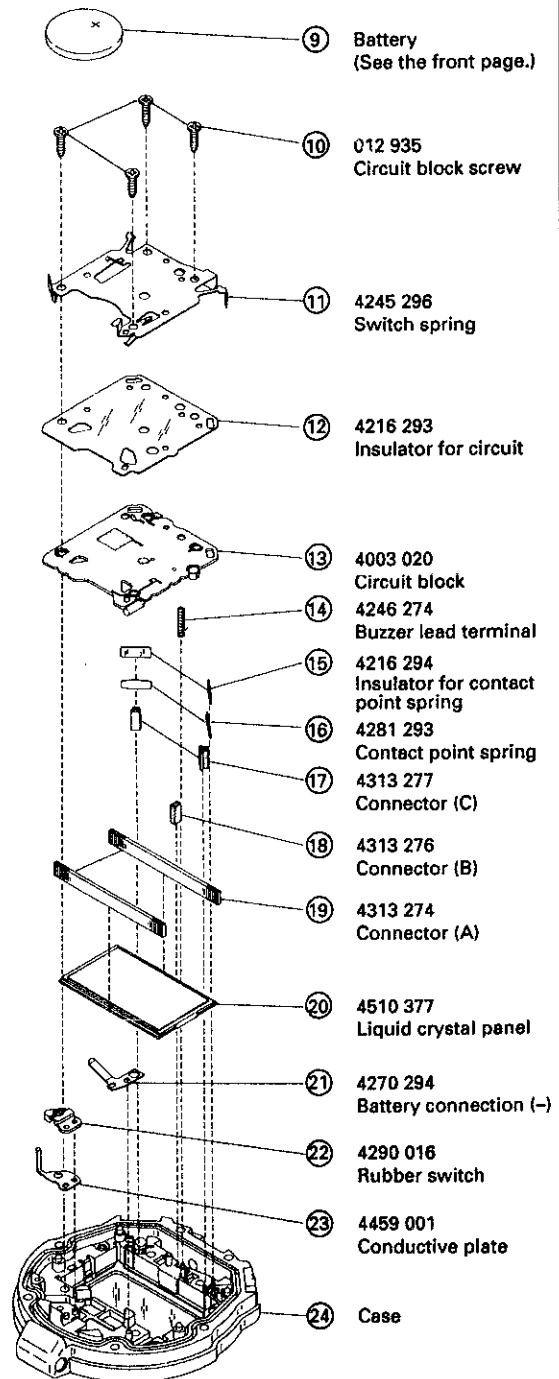
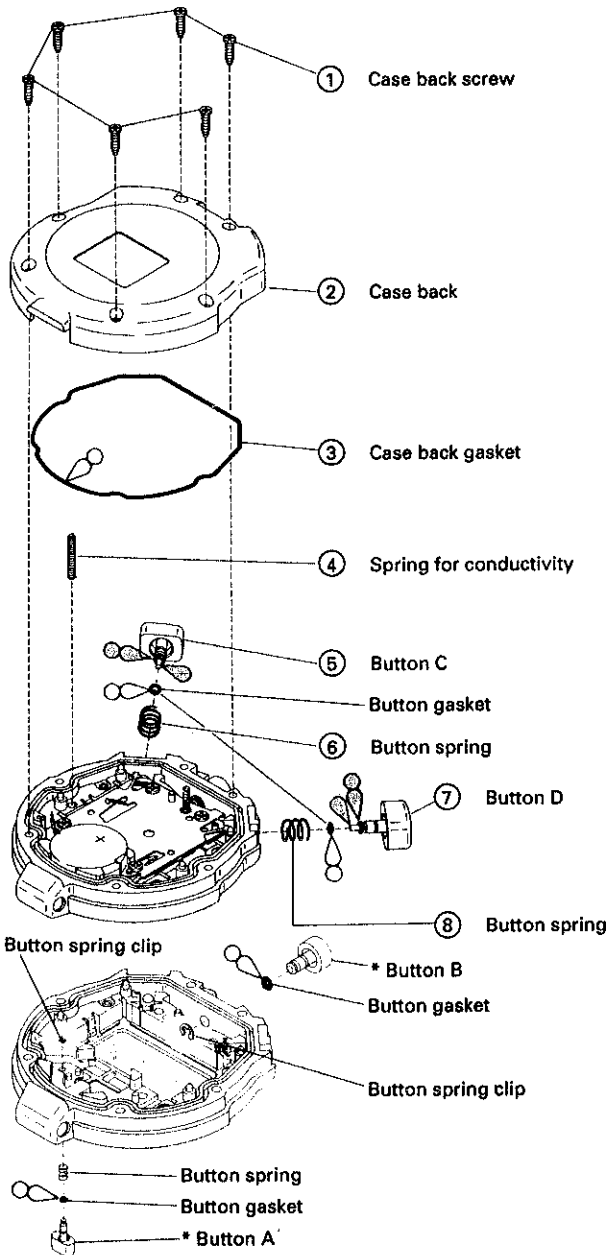
Reassembling procedures Figs. : ②④ → ①

Lubricating: Types of oil

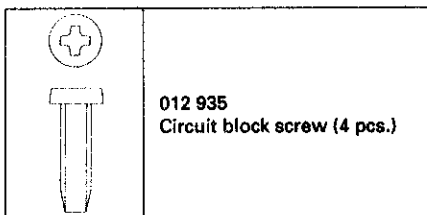
-  Silicone oil 500,000 c.s.
-  SEIKO Watch Oil S-6

Oil quantity

-  Normal quantity
-  Extremely small



*Do not disassemble buttons A and B except when they need to be replaced.



Remarks

- Other parts

Piezoelectric element 4589 020

Adhesive tape 4447 013

The tape is used to fix the piezoelectric element to the case back. For details, refer to page 4 of "PARTS CATALOGUE/TECHNICAL GUIDE Cal. S032A".

- For the remarks on assembling, disassembling and value checking of Cal. S039A, refer to "TECHNICAL GUIDE" section of "PARTS CATALOGUE/TECHNICAL GUIDE Cal. S032A".

SUPPLEMENT
TO
PARTS CATALOGUE / TECHNICAL GUIDE or PARTS CATALOGUE
CAL. S03 SERIES
(S031A, S032A, S033A, S038A & S039A)

For the S03 series models, originally some conducting parts were used in order to protect the watches from static electricity. This has been done since the first S031A models were introduced in 1990.

However, our examination proved all S03 series models without these conducting parts to be safe and function properly. Consequently, we have eliminated them from all models supplied from May 1995 as follows:

○ - used X - eliminated

Upper-Supplied until April	Lower-Supplied after May ↓	Casing parts			Movement part
		Conducting plate (A) *	Conducting plate (B) *	Conducting spring Part No. 8135 779	Conducting plate Part No. 4459 001
Cal.					
S031A, S032A S038A, S039A	~95/4 95/5~	○ X	○ X	○ X	○ X
S O 3 4 A **	~95/4 95/5~	X X	○ X	X X	○ X

Conducting plate (A)*, (B)* ... These parts were attached to the case and were originally not available for supply as spare parts.

** The technical guide for Cal. S034A was issued excluding the part numbers in question which were used only for the initial lot (~95/4).

As for the S033A model, it will soon be discontinued and we decided to continue using the above 4 parts in question as an exception.

Due to the modification, our service center keeps 2 kinds of cases for all S03 series models which include or exclude the conducting plates (A) & (B). Consequently, they supply you 2 kinds of cases for the time being. Please disregard whether the parts in question are attached to the case or not. When repairing these models, it is not necessary for you to remove the parts in question specially as it is safe in leaving them as they are.

Please attach this sheet to PARTS CATALOGUE / TECHNICAL GUIDES or PARTS CATALOGUES for Cal. S031A, S032A, S033A, S038A, and S039A to keep it for ready reference.