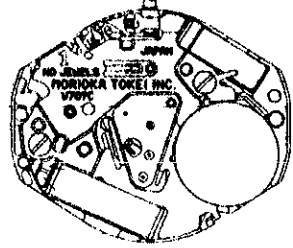
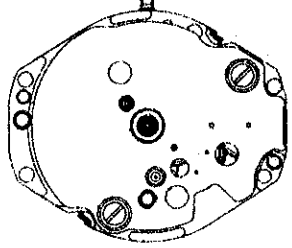


# SERVICE GUIDE CAL. V707C/V708C

## 1. SPECIFICATIONS

Item	Cal. No.	V707C	V708C
Movement			
		The illustrations refer to Cal. V707C. (x 2.0)	
Movement size	Outside diameter	ø18.5 mm 18.2 mm between 6 o'clock and 12 o'clock sides 15.3 mm between 3 o'clock and 9 o'clock sides	
	Casing diameter	ø18.1 mm 17.8 mm between 6 o'clock and 12 o'clock sides 15.3 mm between 3 o'clock and 9 o'clock sides	
	Height	2.9 mm	
Time indication		3 hands (Hour, minute and small second hands)	
Driving system		Step motor (Load compensated driving pulse type)	
Additional mechanism		Train wheel setting device	
		Electronic circuit reset switch	
Loss/gain		Monthly rate at normal temperature range: less than 15 seconds	
Regulation system		Nil	
Measuring gate by quartz tester		Use 10-second gate.	
Battery		SEIKO SR621SW MAXELL SR621SW SONY SR621SW MATSUSHITA SR621SW EVEREADY 364 Voltage : 1.55 V Battery life is approximately 2 years.	
Jewels		0 jewel	
After-sales servicing system		Whole movement will be replaced with a new one. (Only the circuit block is available for supply.)	

## 2. DISCRIMINATION OF THE HAND INSTALLATION HEIGHT

Cal. V707C and V708C watches have numerals printed on the dial and the movement to indicate the hand installation height. When repairing, refer to the table below to check the movement Ref. No. corresponding to the hand installation height.

Cal. No.	V707C	V708C
Numeral for discrimination		
<b>1</b> (Short type)	UV70710	(UV70810)*

\* Japanese domestic model only (as of June, 1995).

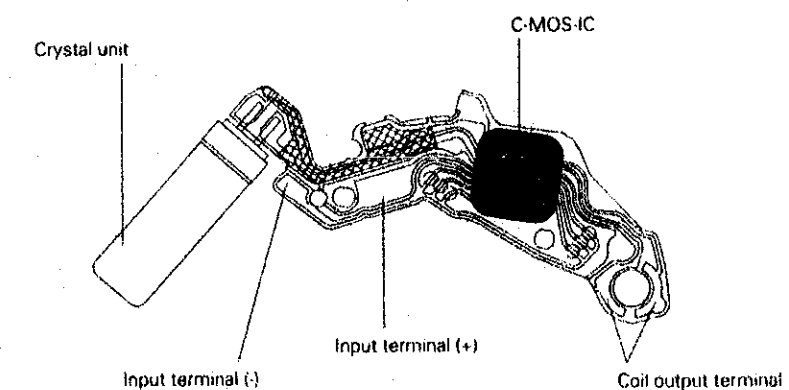
## 3. REMARKS ON THE MARK ON THE BATTERY CONNECTION (+)

The battery connection (+) is marked either "SHIOJIRI LTD" or "MORIOKA TOKEI INC". Both movements are otherwise identical and can be used interchangeably.

## 4. STRUCTURE OF THE CIRCUIT BLOCK

[Cal. V707C, V708C]

Part No. : 4000 633



## 5. VALUE CHECKING

Cal. No.	V707C	V708C
Coil block resistance	0.90 KΩ ~ 1.30 KΩ	
Current consumption	For the whole movement	less than 1.40 μA
	For the circuit block alone	less than 0.28 μA

### Remarks:

When the current consumption exceeds the standard value for the whole movement but is within the standard value range for the circuit block alone, the watch is generating a driving pulse to compensate for the heavy load that may be applied to the gear train, etc. In this case, overhaul and clean the movement parts and then measure current consumption for the whole movement again.