

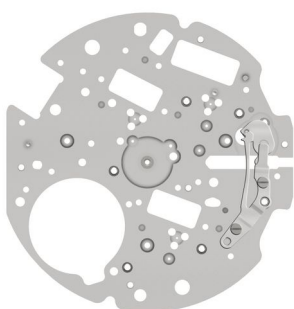




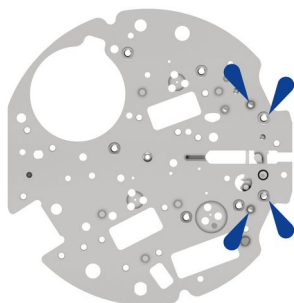



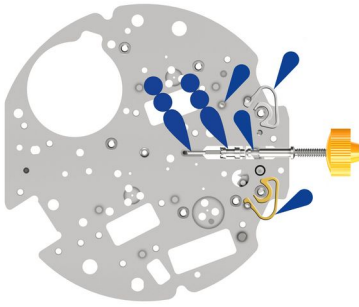
- |   |   |          |              |
|---|---|----------|--------------|
| 1 |  | 2000.708 | Main plate   |
| 2 |  | 8200     | Moebius 8200 |








- |   |   |             |  |
|---|---|-------------|--|
| 3 |    | 3017.064.CO | Setting lever                                      |
| 4 |    | 3905.083    | Setting lever jumper<br>Tensioning the spring arm. |
| 5 |   | 4000.342    | Screw  |
| 6 |  | 4000.342    | Screw  |













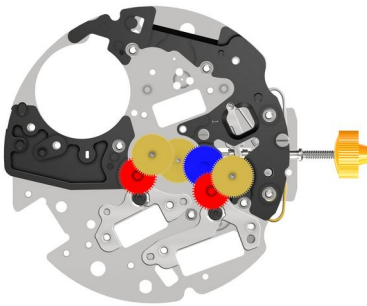
- |   |   |      |              |
|---|---|------|--------------|
| 7 |  | 8200 | Moebius 8200 |
|---|---|------|--------------|















- |    |   |             |   |
|----|---|-------------|---|
| 8  |  | 3406.043    | Pusher jumper A<br>Put the yellow jumper between the two pillars. |
| 9  |  | 3406.042    | Pusher jumper B<br>Put the grey jumper between the two pillars.   |
| 10 |  | 3000.208.CO | Working stem (dual) L22mm   |
| 11 |  | 3001.072.FI | Sliding pinion  |
| 12 |  | 8200 / 9020 | Moebius 8200 / Moebius 9020<br>4x Moebius 8200 / 2x Moebius 9020  |











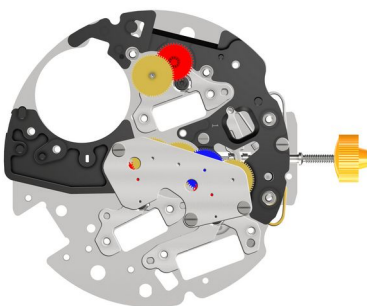
- |    |   |             |                          |
|----|---|-------------|--------------------------|
| 13 |    | 3016.034    | Stop lever               |
| 14 |   | 3603.098    | Electronic modul support |
| 15 |  | 4000.248    | Screw                    |
| 16 |  | 4000.343    | Screw                    |
| 17 |  | 3603.099    | Battery support          |
| 18 |  | 3622.070    | Stator                   |
| 19 |  | 3622.071    | Stator (counter)         |
| 20 |  | 3715.132.RK | Rotor                    |
| 21 |  | 3715.132.RK | Rotor                    |
| 22 |  | 9014        | Moebius 9014             |










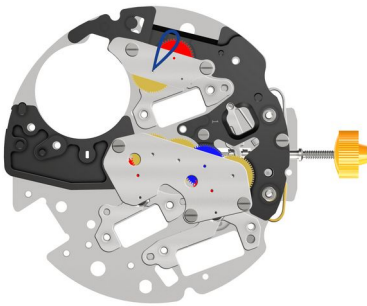
23			3122.073.CO	Third wheel
24			3147.089	Intermediate wheel
25			3136.215.CO	Chronograph wheel Aig.
26			3136.214	Second wheel Aig.
27			3147.089	Intermediate wheel
28			3136.216.CO	Small second wheel Aig.




29		2020.210.M01.Z60	Train wheel bridge	
30			4000.248	Screw
31			4000.248	Screw
32			4000.248	Screw
33		9014	Moebius 9014	




34		3622.071	Stator (counter)	
35			3715.132.RK	Rotor
36			3147.089	Intermediate wheel
37			3136.216.CO	Small second wheel Aig.

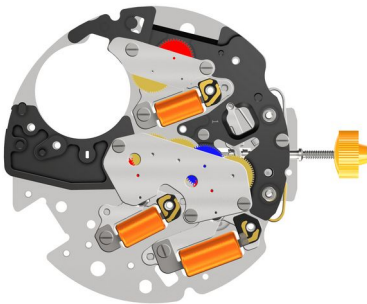



38  2020.211 Counter train wheel bridge

39  4000.248 Screw

40  4000.248 Screw

41  9014 Moebius 9014



42  3621.078.RK Coil  
Attention: Please hold the coil only on the grey coil core.

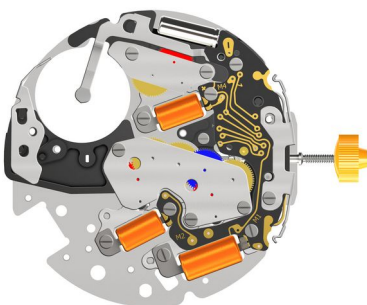
43  3621.054.RK Coil  
Attention: Please hold the coil only on the grey coil core.


44  3621.054.RK Coil  
Attention: Please hold the coil only on the grey coil core.

45  4000.248 Screw


46  4000.248 Screw


47  4000.248 Screw








48  3601.153 Bridle -

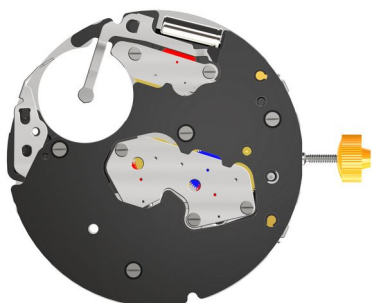
49  3612.246 Electronic module



50  4000.341 Screw  
1:2


51  4000.341 Screw  
1:2


52  4000.341 Screw  
1:2


53	 <small>1:2</small>	4000.341	Screw
54		3601.151	Contact spring for pusher
55		4000.248	Screw
56		3601.154	Lateral bridle

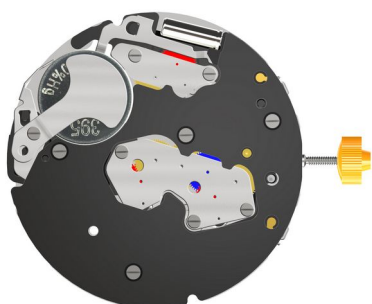


57		2130.230	Electronic module cover
58		4000.248	Screw


59	 <small>1:2</small>	4000.341	Screw
----	---	----------	-------


60	 <small>1:2</small>	4000.341	Screw
----	---	----------	-------


61	 <small>1:2</small>	4000.341	Screw
----	---	----------	-------



62		3600.010.HGF	Battery 395 (Ø 9.50 x 2.70)
----	---	--------------	-----------------------------

63		3601.152	Bridle +
----	---	----------	----------

64	 <small>1:2</small>	4000.341	Screw
----	---	----------	-------




65



8200

Moebius 8200



66



3015.095

Yoke

67



3015.096.CO

Setting lever yoke

Tensioning the spring arm.

68



9014

Moebius 9014






69













9020

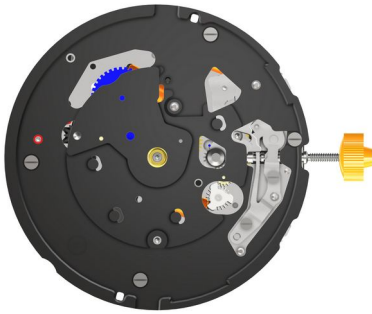
Moebius 9020




- |    |   |             |  |
|----|---|-------------|--|
| 70 |  | 3305.370.CO | Cannon pinion Aig.   |
| 71 |  | J124 / 9020 | Jismaa 124 / Moebius 9020<br>1x Jismaa 124 / 1x Moebius 9020 |





- |    |   |             |  |
|----|---|-------------|--|
| 72 |    | 3007.092.CO | Minute wheel                             |
| 73 |    | 3301.332.TA | Hour wheel Aig.                          |
| 74 |   | 3315.003    | Friction spring                          |
| 75 |  | 3004.264    | Date indicator driving wheel             |
| 76 |  | 3147.091    | Intermediate date wheel                  |
| 77 |  | 3004.247    | Days driving wheel                       |
| 78 |  | 3401.087.CO | Day wheel                                |
| 79 |  | 3500.082    | Day jumper<br>Tensioning the spring arm. |
| 80 |  | 3004.245    | Date setting wheel                       |





81  2130.231 Setting mechanism cover

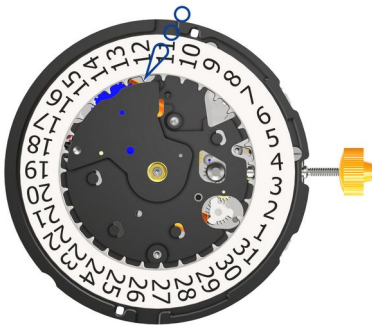
82  4000.248 Screw


83  4000.248 Screw


84  4000.248 Screw

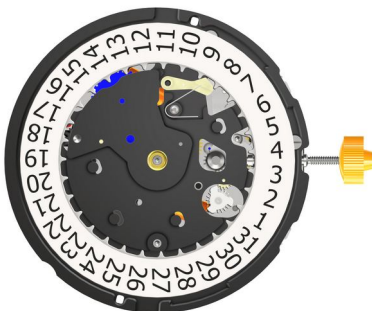
85  4000.248 Screw


86  3507.067 Date corrector




87  3504.243.AB.1.A Date indicator (T3, G4)

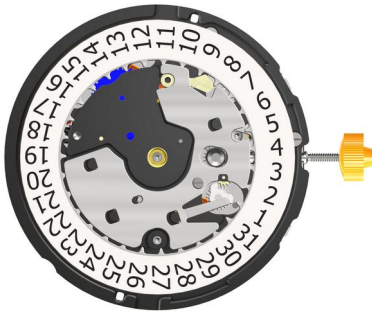
88  I-4 Moebius I-4





89  3500.081 Date jumper

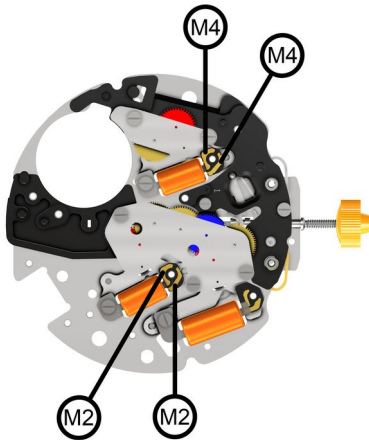
90  3905.084 Date jumper spring  
Lube and insert the spring.



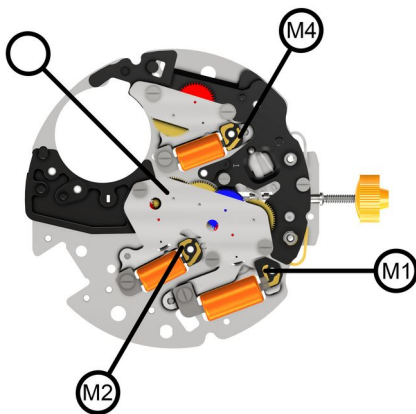


91		2130.229	Date mechanism maintaining plate
92		4000.343	Screw

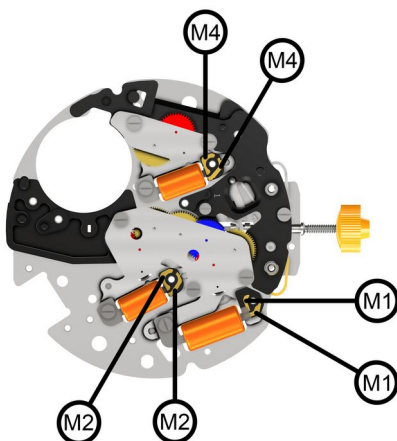
## Measurement



Signal generator (4.9ms, 8Hz)  
< 1.20 V



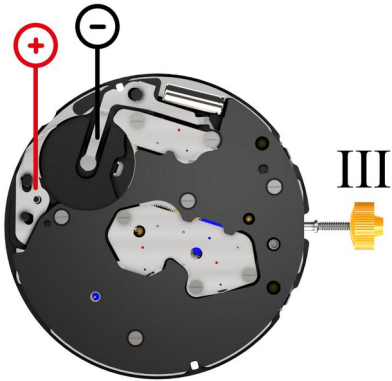
Coil insulation M2 / M4  
infinite



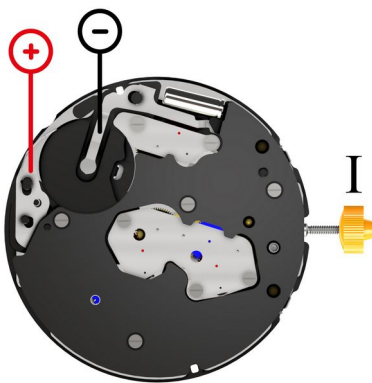
Coil condition movement  
(min./max.) 1500 - 1700 Ohm (3621.078.RK - Spule)

Coil condition M2  
(min./max.) 1680 - 1880 Ohm (3621.054.RK - Spule)

Coil condition M4  
(min./max.) 1680 - 1880 Ohm (3621.054.RK - Spule)



Setting stem in position III, 60 s measuring interval.  
(typ./max.) 0.10 / 0.30 $\mu$ A



Setting stem in position I, calendar not in gear, 60s measuring interval.

(typ./max.) 1.42 / 3 $\mu$ A

60s measuring interval.

-10 .. +20s/mth

Lower working voltage limit

<1.20 V



Battery tension

typ 1.5V (3600.010.HGF - Batterie)